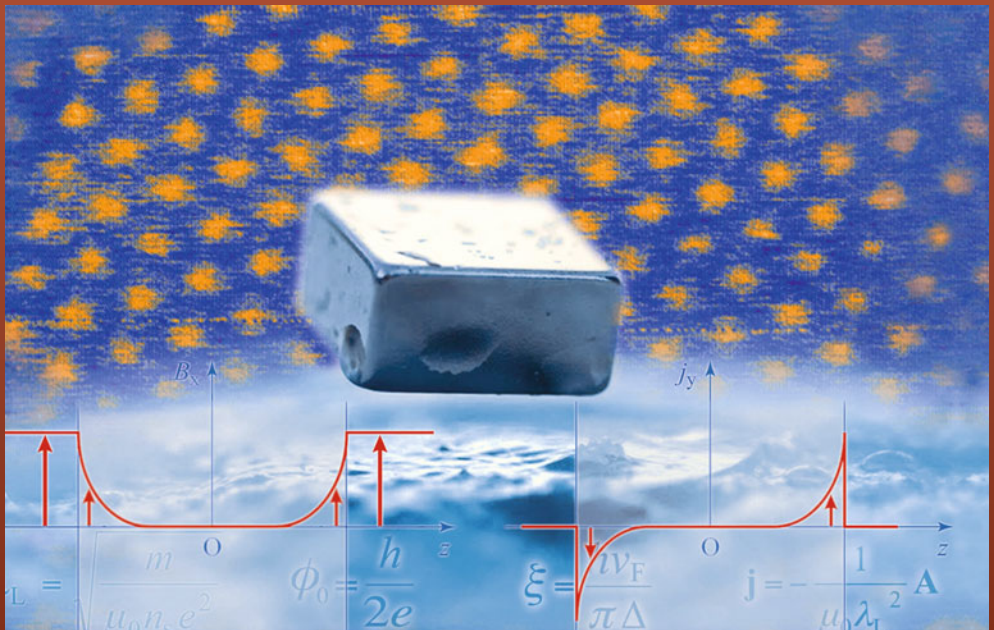


— SELECTED BY GRENOBLE SCIENCES —  
AND SUPPORTED BY MINES NANCY

# ***Superconductivity***

## ***An introduction***



***Philippe Mangin - Rémi Kahn***

# Superconductivity

## Grenoble Sciences

The aim of Grenoble Sciences is twofold:

- ▶ to produce works corresponding to a clearly defined project, without the constraints of trends nor curriculum,
- ▶ to ensure the utmost scientific and pedagogic quality of the selected works: each project is selected by Grenoble Sciences with the help of anonymous referees. In order to optimize the work, the authors interact for a year (on average) with the members of a reading committee, whose names figure in the front pages of the work, which is then co-published with the most suitable publishing partner.

### Contact

Tel.: (33) 4 76 51 46 95

E-mail: [grenoble.sciences@ujf-grenoble.fr](mailto:grenoble.sciences@ujf-grenoble.fr)

Website: <https://grenoble-sciences.ujf-grenoble.fr>

### Scientific Director of Grenoble Sciences

Jean BORNAREL, Emeritus Professor at the Grenoble Alpes University, France

**Grenoble Sciences** is a department of the Grenoble Alpes University supported by the *Ministère de l'Éducation nationale, de l'Enseignement supérieur et de la Recherche* and the *Région Auvergne-Rhône-Alpes*.

**Mines Nancy** is one of the French top ranked Graduate School of Science, Engineering and Management. The *Fondation Mines Nancy* aims to enhance the international development of Mines Nancy by supporting its actions and projects abroad.

*Superconductivity, an introduction* is an improved version of the original book *Supraconductivité - Introduction* by P. MANGIN (Mines Nancy) & R. KAHN (CEA-Saclay), EDP Sciences, Grenoble Sciences Series, 2013, ISBN 978 2 7598 0657 7

The reading committee of the French version included the following members:

- ▶ Jean-Pascal BRISON, Researcher at the CEA (French Alternative Energies and Atomic Energy Commission), Statistical Physics, Magnetism and Superconductivity Department - CEA Grenoble
- ▶ Hervé COURTOIS, Professor at the Grenoble Alpes University, *Institut Néel* - Grenoble
- ▶ Thierry KLEIN, Professor at the Grenoble Alpes University, *Institut Néel* - Grenoble
- ▶ Jérôme LESUEUR, Professor at the *Ecole supérieure de physique et de chimie industrielles, Paris Tech*
- ▶ Stéphane PAILHÈS, Researcher at the CNRS (National Center for Scientific Research), *Institut Lumière Matière* - Lyon
- ▶ José TEIXEIRA, Senior researcher at the CNRS, Léon BRILLOUIN Laboratory - CEA Saclay
- ▶ Pierre VEDRINE, engineer at the CEA, Institute of Research into the Fundamental Laws of the Universe - Saclay
- ▶ Georges WAYSAND, Director of research at the CNRS, Low Noise Inter Disciplinary Underground Science and Technology - Rustrel

Translation from original French version performed by Timothy ZIMAN, Senior researcher at the CNRS, *Institut Laue Langevin* (ILL) - Theory Group member

Editorial coordination: Laura CAPOLO; typesetting: Sylvie BORDAGE and Anne-Laure PASSAVANT; cover illustration: Alice GIRAUD, from: image of the vortex lattices obtained by Scanning Tunneling Spectroscopy, team of D. RODITCHEV, Paris Institute of Nanosciences - UMR 75-88 at the CNRS, Pierre and Marie CURIE University, Paris 6; magnet levitating above a superconductor, J. BOBROFF, J. QUILLIAM, F. BOUQUET, Laboratory of Solid State Physics (LPS), Orsay.

Philippe Mangin · Rémi Kahn

# Superconductivity

An introduction

Translation by Timothy Ziman

 Springer

Philippe Mangin  
Jean Lamour Institute  
University of Lorraine  
Nancy  
France

Rémi Kahn  
Léon Brillouin Laboratory  
CEA Saclay  
Gif sur Yvette  
France

*Translator*

Dr. Timothy Ziman  
Institut Laue-Langevin (ILL)  
Grenoble  
France

Co-published by Springer International Publishing AG, Gewerbestrasse 11, 3330 Cham, Switzerland, and Grenoble Sciences, Université Grenoble Alpes, 230 rue de la physique, CS 40700, 38058 Grenoble Cedex 9, France.

ISBN 978-3-319-50525-1                      ISBN 978-3-319-50527-5 (eBook)  
DOI 10.1007/978-3-319-50527-5

Library of Congress Control Number: 2016959752

© Springer International Publishing AG 2017

This work is subject to copyright. All rights are reserved by the Publisher, whether the whole or part of the material is concerned, specifically the rights of translation, reprinting, reuse of illustrations, recitation, broadcasting, reproduction on microfilms or in any other physical way, and transmission or information storage and retrieval, electronic adaptation, computer software, or by similar or dissimilar methodology now known or hereafter developed.

The use of general descriptive names, registered names, trademarks, service marks, etc. in this publication does not imply, even in the absence of a specific statement, that such names are exempt from the relevant protective laws and regulations and therefore free for general use.

The publisher, the authors and the editors are safe to assume that the advice and information in this book are believed to be true and accurate at the date of publication. Neither the publisher nor the authors or the editors give a warranty, express or implied, with respect to the material contained herein or for any errors or omissions that may have been made.

Printed on acid-free paper

This Springer imprint is published by Springer Nature  
The registered company is Springer International Publishing AG  
The registered company address is: Gewerbestrasse 11, 6330 Cham, Switzerland

## PREFACE

This book was written based on original material from Master's level courses for scientists and engineers. Given the lack of elementary texts on the subject, especially in the French language of the original edition, it was intended as an introduction to superconductivity accessible to beginning graduate students or advanced undergraduates. We wished to make a textbook where simple approaches were preferred, assumptions clearly stated, and calculations given in sufficient detail to be followed with ease. A number of the applications of electromagnetism, thermodynamics or quantum physics can make for stimulating exercises for science and engineering students.

In view of the vast state of knowledge of the subject nowadays, this volume can only be an introduction. Other titles in preparation: *Supraconductivité - Matériaux et applications* and *Supraconductivité conventionnelle et non-conventionnelle*<sup>1</sup> should bring both a broader and a more specialized view of the current state of superconductivity.

The contents of this book have benefitted from the expert advice of our many colleagues in the *Jean Lamour Institute* in Nancy, of the *Léon Brillouin Laboratory* in Saclay and the the French Center for Atomic and Alternative Energies (CEA). The review panel: Jean-Pascal BRISON, Hervé COURTOIS, Thierry KLEIN, Jérôme LESUEUR, Stephane PAILHÈS, Pierre VEDRINE and Georges WAYSAND, brought crucial insight to the content of several chapters. The great pedagogue, José TEIXEIRA, re-read the work in great detail and greatly improved the explanation of several delicate issues.

H. COURTOIS, P. DUBOS, C. GOURDON, V. JEUDY, T. KLEIN, B. PANNETIER, A. PAUTRAT, D. RODITCHEV and J.C. VILLEGIER generously gave us much appreciated advice and were kind enough to allow us to use illustrations from their original publications.

The staff of **Grenoble Sciences** directed by Jean BORNAREL encouraged and stimulated us and did much to create an environment favoring a work of high quality. Laura CAPOLO, Sylvie BORDAGE and Anne-Laure PASSAVANT have, with much patience and good humour produced a remarkably elegant manuscript with careful attention to type-setting and to the thousand details that are so important for a beginning reader.

---

1 *Materials and Application and Conventional and Unconventional Superconductivity*

The *Fondation Mines Nancy* generously funded this translation of the original french edition.

We extend our heartfelt thanks to all of the above.

We would also like to express our warmest thanks to Dr Timothy ZIMAN of the Institut Laue-Langevin, Grenoble, who kindly accepted to translate the French version into English. Being an eminent theoretical physicist himself, Tim went far beyond providing a simple translation, making precious comments resulting in an optimal presentation of the work. It was indeed a real pleasure to work with Tim during the period of the translation.

Finally, we would like to make a special mention of the students who followed our courses which lead to this book. Their enthusiasm, the many questions they asked, and the comments they made, were the primary motivation to complete this work.

Philippe MANGIN

Emeritus Professor at the Mines Nancy Graduate School - Lorraine University  
Nanomagnetism and Spintronics research group - Jean Lamour Institute

Rémi KAHN

Retired senior research scientist at the CEA-Saclay  
Quasi-elastic neutron scattering group - Léon Brillouin Laboratory

# CONTENTS

<b>1 - Introduction</b> .....	1
1.1 - A history of women and men .....	1
1.2 - Experimental signs of superconductivity .....	1
1.2.1 - The discovery of superconductivity: the critical temperature .....	1
1.2.2 - The magnetic behavior of superconductors .....	3
The MEISSNER-OCHSENFELD effect.....	3
Critical fields and superconductors of types I and II.....	3
1.2.3 - Critical current.....	3
1.2.4 - The isotope effect .....	4
1.2.5 - JOSEPHSON currents and flux quantification.....	4
1.3 - Phenomenological models.....	5
1.3.1 - LONDON theory .....	5
1.3.2 - The thermodynamic approach .....	6
1.3.3 - GINZBURG-LANDAU theory.....	6
1.3.4 - Vortices.....	7
1.4 - The microscopic BCS theory.....	8
1.5 - Tunnelling effects .....	9
1.6 - A great diversity of superconducting materials.....	9
1.7 - “Unconventional” superconductors.....	10
1.8 - Numerous spectacular applications .....	11
1.9 - Superconductivity in the history of mankind .....	12
<b>2 - LONDON theory</b> .....	13
2.1 - MAXWELL’s equations.....	13
2.2 - The behavior expected for a perfect conductor .....	14
2.2.1 - Electrical conduction in a normal conductor.....	14
2.2.2 - Electrical conduction in a perfect conductor .....	15
2.2.3 - Magnetic fields in a perfect conductor .....	16
Application to a perfectly conducting slab .....	17
2.3 - Superconductor <i>versus</i> perfect conductor.....	19
2.3.1 - Cooling in zero field followed by application of a field.....	19
2.3.2 - Application of the magnetic field when $T > T_c$ followed by cooling in the field.....	20
2.4 - The LONDON equations.....	22
2.4.1 - “Superconducting electrons”.....	22
2.4.2 - First LONDON equation .....	22
2.4.3 - Second LONDON equation.....	23



2.4.4 - Superconducting slab in an applied magnetic field .....	23
Thick slab ( $d \gg \lambda_L$ ).....	23
Thin slab ( $d \leq \lambda_L$ ).....	24
2.5 - The LONDON penetration depth .....	25
2.5.1 - Experimental measurement of $\lambda_L$ .....	25
2.5.2 - Temperature dependence of the LONDON penetration depth.....	26
2.6 - Applications to superconducting wires.....	26
2.6.1 - A wire in magnetic field .....	26
2.6.2 - A current-carrying wire .....	29
2.6.3 - Thin current-carrying wire.....	30
2.6.4 - Generalized response of the wire.....	30
2.7 - The OCHSENFELD experiment.....	31
2.8 - Non-simply-connected superconductor .....	32
2.8.1 - Sequence 1: cooling in zero field.....	33
2.8.2 - Sequence 2: field cooling.....	33
2.8.3 - Conclusion .....	34
2.9 - Analysis from the point of view of energy .....	34
2.9.1 - Energetic interpretation of the LONDON penetration depth .....	34
Magnetic energy .....	35
Kinetic energy of the superconducting electrons .....	35
2.9.2 - The second LONDON equation by a variational method .....	35
2.10 - Description of superconductivity in fluid-mechanical terms .....	37
Two remarks .....	38
2.11 - The LONDON moment .....	38
2.11.1 - Intuitive approach .....	38
2.11.2 - Calculating the LONDON moment.....	39
2.12 - The LONDON equation in the LONDON gauge.....	41
2.12.1 - Concept of gauge .....	41
2.12.2 - LONDON gauge.....	42
2.12.3 - Second LONDON equation in the LONDON gauge .....	43
2.12.4 - Momentum $\mathbf{p}$ and the LONDON equation .....	43
2.12.5 - Non-simply-connected superconductors .....	44
<i>Appendix 2A - Total and partial derivatives with respect to time .....</i>	<i>45</i>
<i>Appendix 2B - Property of a harmonic function for which the component</i>	
<i>    to the surface normal of the gradient vanishes .....</i>	<i>46</i>
<i>Appendix 2C - Modified BESSEL functions .....</i>	<i>47</i>
In the neighborhood of the origin ( $x \rightarrow 0$ ).....	47
Asymptotic behavior at infinity ( $x \rightarrow \infty$ ).....	48
<b>3 - The non-local PIPPARD equations.....</b>	<b>49</b>
3.1 - Origin of the non-local equations .....	49
3.2 - Non-locality in pure superconductors.....	50
3.3 - Penetration depth of the magnetic field.....	51
3.4 - FOURIER analysis of the PIPPARD equations .....	52
3.5 - “Dirty” superconductors .....	55

<b>4 - Thermodynamics of type I superconductors</b> .....	59
4.1 - Thermodynamic description .....	60
4.2 - The thermodynamic variables of superconductivity .....	61
4.2.1 - The relation between LONDON currents and magnetization .....	61
Magnetic material .....	61
Superconducting material .....	61
4.2.2 - Thermodynamic systems .....	62
System of solenoid + matter .....	62
Superconducting matter as a closed system .....	63
4.2.3 - Interpreting the levitation of type I superconductors.....	64
4.3 - Thermodynamic functions of superconductivity .....	65
4.4 - Thermodynamic data .....	66
4.4.1 - Equations of state.....	67
Normal phase .....	67
Superconducting phase .....	67
4.4.2 - Specific heat.....	67
Lattice specific heat $C^{\text{vib}}$ .....	67
Electronic specific heat $C_n^{\text{el}}$ in the normal phase.....	68
Electronic specific heat $C_s^{\text{el}}$ in the superconducting phase .....	68
4.4.3 - Phase diagram - The critical field line .....	69
4.5 - The transition between superconducting and normal states .....	70
4.5.1 - Free enthalpy of condensation .....	70
4.5.2 - Relation between the specific heat and the slope of the transition line .....	72
4.5.3 - Latent heat of transformation.....	74
4.5.4 - Order of the phase transitions .....	75
First order transitions .....	75
Second order transitions .....	75
<b>Appendix 4 - Magnetic media</b> .....	77
A4.1 - Fields in magnetized materials	
The equivalence magnetization - distribution of AMPÈRE currents .....	77
AMPÈRE currents in a uniformly magnetized cylinder.....	78
Magnetic field $\mathbf{B}$ .....	78
Field $\mathbf{H}$ .....	78
$\mathbf{B}$ and $\mathbf{H}$ fields in a uniformly magnetized cylinder.....	79
$\mathbf{B}$ and $\mathbf{H}$ fields in an infinite cylinder placed in a solenoid.....	80
A uniformly magnetized ellipsoid .....	81
The general case.....	83
A4.2 - Work performed in the magnetization of matter .....	84
The work to establish a field in an empty solenoid.....	84
Work to establish a field in a solenoid containing a solid cylinder of material.....	84
Work performed on the magnetized material alone.....	85
<b>5 - The intermediate state of type I superconductors</b> .....	87
5.1 - Criteria for the occurrence of a S/N transition .....	87
5.2 - S/N transition of an infinite cylinder .....	88
5.3 - Transition in small samples .....	89

5.3.1 - Thin slab .....	89
5.3.2 - Thin wire.....	90
5.4 - Effects of sample shape .....	91
5.4.1 - Reminder of relevant results in magnetism .....	91
5.4.2 - Application to superconductors .....	91
LONDON currents squeezed on the surface .....	91
Decompressing the LONDON currents.....	92
5.5 - Intermediate state for a sphere.....	93
5.5.1 - First approach .....	93
5.5.2 - More realistic structures .....	95
5.6 - Intermediate state of a thin plate.....	97
5.6.1 - Laminar model.....	97
5.6.2 - Energy balance.....	98
Energy of interface formation.....	99
Energy due to perturbation of the magnetic field outside the plate.....	99
Energy due to perturbation of the magnetic field in the plate .....	100
5.6.3 - Structure of the intermediate state of the plate .....	100
5.7 - Avoiding confusion .....	101
5.8 - Wire carrying a current (model of the intermediate state).....	102
5.8.1 - Formulation of the problem .....	102
5.8.2 - Model for the intermediate state .....	104
5.8.3 - A thin wire .....	106
5.9 - Critical current of a wire in a magnetic field.....	106
5.9.1 - General case.....	106
5.9.2 - Magnetic field applied parallel to the axis of the wire .....	107
5.9.3 - Magnetic field applied perpendicular to the axis of the wire .....	108
<b>6 - Type II superconductors .....</b>	<b>111</b>
6.1 - Two types of magnetic behavior .....	111
6.1.1 - The emergence of type II superconductors.....	111
6.1.2 - Magnetic behavior of type II superconductors .....	112
Type I superconductors .....	112
Type II superconductors .....	112
6.1.3 - Classification of superconducting materials.....	113
6.2 - Surface magnetic free enthalpy .....	114
6.2.1 - Surface magnetic free enthalpy density.....	114
6.2.2 - A first step toward vortices.....	116
6.3 - Surface free enthalpy of condensation.....	118
6.3.1 - Coherence length .....	118
6.3.2 - Geometric interpretation of the coherence length .....	118
6.3.3 - Surface free enthalpy of condensation.....	120
6.4 - Total surface free enthalpy .....	120
6.5 - Vortices and type II superconductors .....	121
6.5.1 - Description of a vortex .....	121
6.5.2 - Stability of vortices.....	123
Stability condition.....	123
Temperature dependence.....	124

Impurity effects.....	125
6.5.3 - Quantization of the flux carried by a vortex.....	125
6.5.4 - Results of "GLAG" theory.....	126
6.6 - Vortex lattice.....	127
6.6.1 - ABRIKOSOV lattice.....	127
6.6.2 - Imaging vortex lattices.....	129
6.7 - Critical field $H_{c2}$ .....	131
6.8 - Elements of the structure and dynamics of vortices.....	132
6.8.1 - Penetration of vortices.....	133
6.8.2 - Phase diagrams of vortices.....	134
Vortex crystals.....	134
BRAGG glass.....	135
Vortex glass.....	135
Vortex liquid.....	135
Phase diagram.....	135
6.9 - Electric transport in type II superconductors.....	136
6.9.1 - The problem of type II superconductors.....	136
6.9.2 - Distribution of the current density.....	136
6.9.3 - Critical current density.....	137
6.10 - Levitation in the presence of vortices.....	138
6.11 - A few illustrations of the diverse behavior of vortices.....	139
6.11.1 - Effect of the demagnetizing field.....	140
6.11.2 - Crystal growth by transported current.....	140
6.11.3 - Repulsion by surfaces.....	141
6.11.4 - Trapping vortex lines by depressions in thin films.....	142
6.11.5 - Effects of confinement.....	142
<b>7 - Fields and currents in type II superconductors</b>	
<b>Models of the critical state.....</b>	<b>147</b>
7.1 - Forces acting on vortices.....	147
7.1.1 - Force exerted on a vortex by a transported current.....	148
7.1.2 - Interaction forces between vortices.....	148
Force between two vortices.....	148
Force on a vortex within a group of vortices.....	149
Force density.....	149
7.2 - Energy dissipation by vortex displacement.....	150
7.2.1 - Model of vortex flow.....	150
7.2.2 - Induced electric field.....	151
7.2.3 - The BARDEEN-STEPHEN model.....	152
7.3 - Critical current density in type II superconductors.....	152
7.3.1 - Pinning force.....	152
7.3.2 - Critical current density.....	153
7.3.3 - Return to the flux-flow resistivity.....	153
7.3.4 - Vortex jumps.....	155
7.3.5 - Vortex flux creep.....	155
7.3.6 - Other behavior.....	156
7.4 - Models of the critical state.....	156

7.4.1 - Critical state .....	156
7.4.2 - Laws of behavior .....	157
7.5 - The BEAN model.....	158
7.5.1 - Increasing field: vortex penetration.....	158
7.5.2 - Decreasing field: field profile and the vortex distribution.....	160
7.5.3 - Rules for the profile of magnetic field and current density (in planar geometry) .....	161
7.6 - Magnetization of a type II superconducting plate .....	162
7.6.1 - Geometry and magnetization.....	162
7.6.2 - Initial magnetization curve (BEAN model) .....	163
7.6.3 - Hysteresis loop in the BEAN model .....	165
7.6.4 - Hysteresis loop in the KIM-JI model.....	166
7.7 - Magnetization in cylindrical geometry (BEAN model).....	168
7.7.1 - Magnetization of a solid cylinder .....	168
7.7.2 - Magnetization of a thick-walled tube .....	170
7.8 - Experimental evidence for critical states.....	171
7.9 - Current transport in the SCHUBNIKOV phase .....	173
7.9.1 - Current transport in the absence of applied magnetic field .....	173
7.9.2 - Current transport in an applied magnetic field .....	176
<i>Appendix 7A - Different aspects of the "LORENTZ force" .....</i>	<i>178</i>
A7A.1 - Introduction.....	178
A7A.2 - LORENTZ force .....	179
A7A.3 - LONDON force .....	179
Field and kinetic energies.....	179
Evaluation of the energy of an isolated vortex .....	180
Interaction energy between vortices .....	180
Force between vortices .....	181
Force acting on a vortex immersed in a uniform current density.....	181
A7A.4 - MAGNUS force.....	182
Fixed cylinder in a moving fluid .....	182
Velocity of the electrons around the core of an isolated vortex .....	182
MAGNUS force .....	183
A7A.5 - Conclusions.....	184
<i>Appendix 7B - Energy dissipated by a moving vortex - The BARDEEN-STEPHEN model .....</i>	<i>185</i>
A7B.1 - Construction of the argument.....	185
A7B.2 - Current density.....	185
A7B.3 - Exterior electric field.....	185
A7B.4 - Charge density at the core surface .....	186
A7B.5 - Internal field.....	187
A7B.6 - Dissipated power and flux-flow resistivity .....	187
<b>8 - COOPER pairs - Principal results of BCS theory.....</b>	<b>189</b>
8.1 - Free electron gas.....	189
8.1.1 - Free electron gas at 0 K .....	189
Density of states.....	190
FERMI level .....	191
Effects of temperature .....	192

8.2 - Interacting electron gas.....	193
8.2.1 - Wave functions of two independent particles.....	193
8.2.2 - Interaction potential.....	194
8.2.3 - Interaction mediated by phonons.....	195
8.3 - The reference system.....	197
8.3.1 - One particle system.....	197
System of degenerate states.....	197
Generalization to $N$ degenerate states.....	198
System with non-degenerate states.....	199
Generalization to $N$ non-degenerate states.....	200
8.3.2 - Systems of pairs.....	201
8.4 - COOPER pairs.....	203
8.4.1 - The accessible pair states.....	203
8.4.2 - Redefinition of the zero of energy.....	204
8.4.3 - Bound state of the COOPER pair at 0 K.....	204
8.4.4 - Wave function, occupation probability.....	206
8.4.5 - Spatial extent of a COOPER pair.....	207
8.5 - Elements of BCS theory.....	207
8.5.1 - Collection of COOPER pairs.....	207
8.5.2 - Ground state.....	208
8.5.3 - Quasiparticles.....	210
8.6 - Consequences of the energy structure.....	212
8.6.1 - Critical temperature.....	212
8.6.2 - Nature of the superconducting gap.....	215
8.6.3 - Coherence length.....	215
8.6.4 - Critical field - Free enthalpy of condensation.....	216
8.6.5 - Electronic specific heat.....	217
8.6.6 - Critical current density.....	218
Normal metal.....	218
Metal in the superconducting phase.....	220
Energy balance.....	221
8.7 - Superconducting electrons and the LONDON penetration depth.....	222
<i>Appendix 8 - Matrix elements for the interaction potential between particles.....</i>	<i>224</i>
<b>9 - Coherence and the flux quantum.....</b>	<b>225</b>
9.1 - Current density and the LONDON equation.....	225
9.2 - Phase of the wave function.....	226
9.3 - Flux quantization.....	227
9.3.1 - The fluxon.....	227
9.3.2 - Simply connected superconductor.....	228
9.3.3 - Multiply connected superconductor.....	229
9.3.4 - Experimental proof of the existence of COOPER pairs.....	229
9.4 - Back to gauges.....	231
9.4.1 - The seconde LONDON equation.....	231
9.4.2 - Simply connected superconductor.....	231
9.4.3 - Multiply connected superconductor.....	232
9.5 - Flux quantization: application to vortices.....	232

9.5.1 - Fluxon carried by a single vortex .....	232
9.5.2 - Fluxon in the ABRIKOSOV lattice .....	233
9.5.3 - A confined vortex .....	234
9.5.4 - Current density around a vortex core.....	235
9.6 - Generalized LONDON equation in the presence of vortices .....	236
9.7 - Return to the LONDON moment .....	236
<b>Appendix 9 - Generalised momentum</b> .....	238
A9.1 - Lagrangian and Hamiltonian mechanics.....	238
Notation .....	238
The Lagrangian and the LAGRANGE equations.....	238
Lagrangian of a charged particle .....	238
Momentum of a charged particle.....	238
The HAMILTON function .....	239
A9.2 - The passage to quantum mechanics.....	239
A few principles.....	239
Momentum and wave vector .....	239
Hamiltonian of a particle in an electromagnetic field .....	240
Current density .....	240
A9.3 - Gauges .....	240
<b>10 - The JOSEPHSON effect</b> .....	243
10.1 - JOSEPHSON equations in an SIS junction .....	243
10.1.1 - The ionized hydrogen molecule.....	244
10.1.2 - Transfer between superconducting blocks.....	244
10.2 - The d.c. JOSEPHSON effect .....	245
10.2.1 - The JOSEPHSON current.....	245
10.2.2 - Critical intensity of the JOSEPHSON current.....	247
The AMBEGAOKAR and BARATOFF relation (SIS junction).....	247
10.3 - The a.c. JOSEPHSON effect .....	248
10.3.1 - The JOSEPHSON frequency .....	248
10.3.2 - Application: definition of the standard volt.....	248
10.4 - “Current-voltage” characteristics of an SIS JOSEPHSON junction .....	249
10.4.1 - Voltage-biased JOSEPHSON junction.....	249
10.4.2 - The RCSJ model.....	250
10.4.3 - Equations for the current-biased RCSJ system.....	251
10.4.4 - Mechanical analogy to the RCSJ model.....	252
10.4.5 - Characteristic frequencies.....	254
Of oscillation of the free pendulum.....	254
Of oscillation of the phase difference between the leads of a junction .....	254
10.4.6 - Comparison of the response of the mechanical systems and RCSJ “biased” by a torque $\Gamma$ or an intensity $I$ .....	254
Initial state .....	255
JOSEPHSON regime .....	255
Critical threshold .....	255
Beyond the critical threshold.....	255
Return to below the critical threshold - Hysteresis.....	256
10.4.7 - Over-damped regime .....	256
10.4.8 - Graphical representations .....	258

10.4.9 - Weak and intermediate damping .....	260
10.4.10 - Some examples of SIS junctions .....	261
10.5 - Energy stocked in a JOSEPHSON junction (SIS) .....	262
10.6 - JOSEPHSON junction subject to an electromagnetic wave .....	263
10.6.1 - Resonance effects .....	263
10.6.2 - SHAPIRO steps .....	264
10.7 - SNS junctions .....	266
10.7.1 - Proximity effect, the ASLAMAZOV-LARKIN model .....	266
10.7.2 - JOSEPHSON current <i>via</i> the ANDREEV levels .....	267
Quasiparticles .....	267
ANDREEV-SAINT JAMES reflections .....	268
ANDREEV levels .....	269
JOSEPHSON current .....	270
10.7.3 - Examples of SNS junctions .....	271
10.7.4 - Signature of the JOSEPHSON effect .....	273
10.8 - $\pi$ type JOSEPHSON junctions .....	273
10.8.1 - Definition and energy .....	273
10.8.2 - Families of JOSEPHSON $\pi$ junctions .....	275
10.8.3 - SFS junctions: mechanisms of $\pi$ junctions .....	276
10.9 - JOSEPHSON junction: a system with many states .....	279
10.9.1 - Electron on a chain of atoms .....	279
10.9.2 - Generalization .....	281
10.9.3 - Application to the JOSEPHSON effect .....	281
First JOSEPHSON equation .....	283
Stored energy in a junction .....	283
Second JOSEPHSON equation .....	283
10.9.4 - A general property of BOSE-EINSTEIN condensats .....	284
<i>Appendix 10A - Solution of the coupling equations</i> .....	285
<i>Appendix 10B - JOSEPHSON junction in the over-damped regime</i> .....	286
Initial equations .....	286
Average voltage $\langle V \rangle$ and the period $T$ .....	286
Average voltage $\langle V \rangle$ as a function of injected current $I$ .....	286
<i>Appendix 10C - JOSEPHSON junction subject to an alternating voltage</i> .....	288
<b>11 - Superconducting QUantum Interference Device "SQUID"</b> .....	289
11.1 - Nature of the SQUID current .....	289
11.2 - rf-SQUID with vanishing inductance .....	292
11.2.1 - Single junction non-inductive rf-SQUID .....	292
11.2.2 - Non-inductive rf-SQUID with two junctions .....	293
11.3 - Inductive rf-SQUID .....	295
11.3.1 - Magnetic phase change and the external field flux .....	295
11.3.2 - Operation of the inductive rf-SQUID .....	297
11.4 - rf-SQUID with $\pi$ junction .....	299
11.5 - Inductive single junction SQUID: energetic approach .....	300
11.6 - rf-SQUID with two JOSEPHSON junctions of different types .....	303
11.6.1 - $0-\pi$ rf-SQUID with zero inductance .....	303



11.6.2 -  $0-\pi$  rf-SQUID of significant inductance ..... 304

11.7 - Reading an rf-SQUID ..... 306

11.8 - DC-SQUID (SQUID polarized by Direct Current) ..... 306

    11.8.1 - Principle of the DC-SQUID ..... 306

        DC-SQUID with zero inductance ( $\beta_L = 0$ ) ..... 307

        Inductive DC-SQUID ( $\beta_L \neq 0$ ) ..... 308

    11.8.2 - DC-SQUID in the over-damped regime ..... 309

    11.8.3 - Reading a DC-SQUID ..... 309

    11.8.4 -  $0-\pi$  DC-SQUID ..... 310

**12 - JOSEPHSON junctions in a magnetic field** ..... 313

12.1 - Magnetic field on a short JOSEPHSON junction ..... 314

12.2 - Current in a short JOSEPHSON junction under a magnetic field ..... 315

12.3 - Short  $0-\pi$  junction in a magnetic field ..... 321

12.4 - Introduction to the JOSEPHSON penetration depth ..... 324

    12.4.1 - General equations ..... 324

    12.4.2 - Behavior in very weak fields ..... 325

        Case of a long junction ..... 326

        Critical magnetic field ..... 327

        Limiting case of a short junction ..... 328

12.5 - Long JOSEPHSON junction in a high magnetic field ..... 328

    12.5.1 - Mechanical analogy ..... 328

    12.5.2 - Special movements of the pendulum ..... 330

        First scenario ..... 330

        Second scenario ..... 332

    12.5.3 - Long JOSEPHSON junction in the MEISSNER regime ..... 333

    12.5.4 - Long junction in the vortex regime ..... 335

    12.5.5 - Isolated JOSEPHSON vortex ..... 337

12.6 - Current transport in a long JOSEPHSON junction ..... 339

    12.6.1 - Long junction carrying a current ..... 339

    12.6.2 - Long JOSEPHSON current subject to a magnetic field  
    and carrying a current ..... 341

        MEISSNER regime ..... 341

        Vortex regime ..... 342

12.7 - Half fluxon at the  $0-\pi$  connection of a hybrid JOSEPHSON junction ..... 343

**Appendix 12 - Phase slip between the superconducting blocks**

**within an infinite  $0-\pi$  junction** ..... 346

    A12.1 - The equations governing the junction ..... 346

    A12.2 - Boundary conditions ..... 346

    A12.3 - Profile of the phase difference ..... 347

**Notation** ..... 349

**Some works of reference** ..... 355

**Index** ..... 357

## INTRODUCTION

### 1.1 - A history of women and men

Since its discovery in 1911, the history of superconductivity is perhaps one of the most exciting adventures in physics. It was directly responsible for no fewer than five NOBEL prizes:

Heike Kamerlingh ONNES, for the discovery of the phenomenon (1913), John BARDEEN, Leon COOPER and Robert SCHRIEFFER, who provided a microscopic theory (1972), Brian JOSEPHSON and Ivar GIAEVER, whose theoretical and experimental contributions showed effects of quantum coherence and tunnelling (1973), Alex MÜLLER and Johannes Georg BEDNORZ, for the discovery of high temperature superconductors (1987), and Alexei ABRIKOSOV and Vitaly GINZBURG for their extensive work on type II superconductors and the physics of vortices (2003).

Less directly, we can note other winners of this prestigious award who made major contributions to the subject, such as Lev LANDAU (1962), Philip Warren ANDERSON (1967), Pierre-Gilles DE GENNES (1991) and John Michael KOSTERLITZ (2016) and David THOULESS (2016). Besides them, many famous physicists and chemists left their trace in the story. We can cite Walther MEISSNER and Robert OCHSENFELD, the brothers Fritz and Heinz LONDON, Brian PIPPARD, Bern MATTHIAS, Herbert FRÖHLICH, Paul CHU, all of whose names which will come back to us in this book. Finally, numerous women and men have devoted time and enthusiasm to the subject in the past, and continue to do so to this day.

As for the future, it is more than probable that the list of winners will be joined by whoever explains convincingly the mechanisms of what is termed “high-temperature” (High-Tc) superconductivity, or who may discover new materials with critical temperature close to, or even higher than, room temperature.

### 1.2 - Experimental signs of superconductivity

#### 1.2.1 - *The discovery of superconductivity: the critical temperature*

The story begins in Leiden in Holland in the first decade of the 20th century. The research group of H.K. ONNES was unique in having both an almost industrial level of the apparatus needed for the liquefaction of oxygen and, subsequently, of hydrogen,



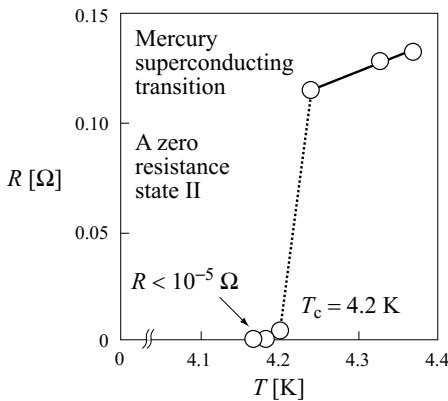
Heike Kamerlingh ONNES

and to have sufficient quantities of helium<sup>1</sup> to be able to liquefy that as well. He succeeded on July 10th, 1908 and was then able to make experiments down to a temperature of 1 K. H.K. ONNES chose to attack one of the great problems that interested the physics community of that age: what is the behavior of the electrical resistance of metals when we approach absolute zero? Does it tend to vanish because of the disappearance of thermal noise? Does it increase because of the localization of free electrons? Does it approach some limiting value determined by impurities, as Augustus MATTHIESSEN had already predicted?

In this project, Gilles HOLST, a student of Heike Kamerlingh ONNES, was given the job of measuring the electrical resistivity of mercury, which can easily be purified by distillation. The measurements were communicated on April 28, 1911 in a short note to the Royal Academy of the Netherlands. It announced “with all reservations” that *the resistivity of mercury apparently disappears just above 4 K*. Superconductivity had just been discovered in its most spectacular form: the total disappearance of electrical resistivity. The resistivity of the metal does not become weak or even very weak, it becomes strictly zero.



Gilles HOLST



**Figure 1.1**  
The historical evidence showing superconductivity

The original figure showing that mercury loses its resistivity at a temperature just below 4.2 K was published by H. K. ONNES<sup>2</sup>

In this new state of matter, it is possible to make a current flow in a closed circuit, without any generator (other than briefly to set the electrons in motion). Once started, the electrons flow indefinitely with constant speed. At this stage, the first quantity characterizing a superconducting material is the transition temperature  $T_c$  (the critical temperature) between the normal and superconducting states.

<sup>1</sup> He brought it from North Carolina in the United States, where the bulk of the world’s supplies were to be found at that time.

### 1.2.2 - The magnetic behavior of superconductors


If the drop to zero of the electrical resistivity of superconductors is the most spectacular phenomenon, their response to a magnetic field was just as unexpected and has turned out to be particularly rich in consequences.

#### The MEISSNER-OCHSENFELD effect



Robert OCHSENFELD

In 1933, in Berlin, Walther MEISSNER and Robert OCHSENFELD showed that magnetic field  $\mathbf{B}$  is “expelled” from superconductors, that is to say that when subjected to an external magnetic field, they divert the field lines so that the magnetic field vanishes inside <sup>2</sup>. The superconducting material behaves as a perfect diamagnet. <sup>3</sup>



Walther MEISSNER

#### Critical fields and superconductors of types I and II

Very early on, magnetization measurements showed that the superconducting phase existed in a limited range, not only of temperature but also of magnetic field. After much confusion and conflicting experimental results it was finally the theoretical analysis of A. ABRIKOSOV <sup>4</sup> in 1957 that showed that superconductivity can disappear via two distinct scenarios, thus leading to the classification of superconducting materials into those of type I and of type II.

In a superconductor of type I, the superconductivity vanishes abruptly at a critical value  $H_c$  of the field.  $H_c$  is always small, with  $\mu_0 H_c$  no more than 0.1 tesla. Only pure elemental superconductors (with a few exceptions, such as Niobium), are of type I.

In a type II superconductor, there is no discontinuity to be seen, but rather a gradual weakening of the magnetic response starting from a lower critical magnetic field  $H_{c1}$ . Complete suppression of superconductivity occurs only when the field reaches an upper critical value  $H_{c2}$  which can be very high ( $\mu_0 H_{c2}$  may be several tens of, or even a hundred, teslas). Superconducting compounds and alloys are all of type II.

### 1.2.3 - Critical current

As well as the temperature and magnetic field, a finite density of electrical current also destroys superconductivity when it exceeds some critical value. We shall see

2 W. MEISSNER, R. OCHSENFELD (1933) *Naturwissenschaften* **21**, 787.

3 W. MEISSNER and R. OCHSENFELD interpreted their result as seeing “a possible analogy to ferromagnetism”; this will be taken up by the LONDON brothers. It is true that W. HEISENBERG had just provided a “microscopic” quantum theory based on interactions between the spins of closely neighbouring electrons.

4 A.A. ABRIKOSOV (1957) *Sov. Phys. JETP* **5**, 1974.

that in type I superconductors, the critical current density is intrinsically related to the field  $H_c$ , while in type II superconductors the critical current depends strongly on the metallurgy and, more generally, on the microstructure of the material. The mechanisms determining the critical currents are very different in the two types of superconductor. We note that wires of Nb-Ti (the type II superconducting alloy most used in the manufacture of magnets) can survive current densities of 1000, even 5000 A mm<sup>-2</sup>, without generating any heat.

#### 1.2.4 - The isotope effect<sup>5</sup>

This is a more discrete effect, which could have passed unnoticed, but fundamental to the understanding of superconductivity: for a given material it was noticed that the transition temperature  $T_c$  is linear in the inverse of the square root of the atomic mass. This observation shows that it is not only the electronic structure that is to be considered, but that atomic vibrations, whose frequency is inversely proportional to the square root of the atomic mass, are actively involved.

#### 1.2.5 - JOSEPHSON currents and flux quantization




Brian JOSEPHSON

The very specific nature of the superconducting state appeared without question in 1962 in a paper by Brian JOSEPHSON which shocked the scientific community;<sup>6</sup> according to this brilliant young thesis student, an electrical current may flow between two bulk superconductors separated by a thin insulating layer, *even when there is no potential difference between the two*. Even more surprising, his theory predicted that applying a constant potential leads to the appearance of an alternating current between the two superconductors.

These predictions, based on a kind of BOSE condensation of the superconducting charges and on the fixing of the phases of the associated wave-functions, were immediately confirmed by experiment. Formation of a macroscopic quantum state, which implies quantification of the magnetic field flux, is the basis of the development of an ultra-sensitive technique for measuring magnetic fields (SQUID) as well as a multitude of other subtle effects.

Ivar GIAEVER demonstrated the existence of a tunnelling effect between a superconductor and a normal metal separated by a thin insulating barrier.



Ivar GIAEVER

5 Isotope Effect: The transition temperature  $T_c$  depends on the isotope, *i.e.* on the atomic mass. Now the mass determines the vibrational frequency of the atomic lattice.

6 B.D. JOSEPHSON (1962) *Phys. Lett.* **1**, 251.

### 1.3 - Phenomenological models

Despite its spectacular features, superconductivity proved to be one of the most difficult problems that the physicists of the first half of the 20th century had to deal with. The community had to wait 44 years (1911-1955) before finally a satisfactory theory (BCS) was published by John BARDEEN, Leon COOPER and Robert SCHRIEFFER.

The initial attempts to explain this “super-conductivity” were all trying to consider the perfect conductivity as a limiting case of metallic conductivity. As only classical models of electrical conduction were available (BOHR’s model of the atom dates from 1913) such efforts were in vain. In 1922 Albert EINSTEIN, whose assistance H.K. ONNES had called for in clarifying the question, admitted:

*...With our considerable ignorance of complicated quantum mechanic systems, we are far from being able to formulate these ideas in a comprehensive theory. We can only attack the problem experimentally...*

With no more success, the most brilliant minds of this era, from EINSTEIN to FEYNMAN, including SCHRÖDINGER and many others, agonized over this phenomenon with the aim of finding an acceptable microscopic theory.

During all this time, however, experiments and results were accumulating. While lacking a credible microscopic model, physicists made several phenomenological models based on *ad hoc* equations with varying degrees of intuitive appeal or success, each describing a set of experimental results.

#### 1.3.1 - LONDON theory

LONDON theory is one of the most noteworthy phenomenological theories. Following the work of W. MEISSNER and R. OCHSENFELD, Fritz LONDON and his younger brother Heinz recognized the condition  $\mathbf{B} = \mathbf{0}$  as the fundamental property of the superconducting state. The challenge was no longer to explain the perfect conductivity



Fritz LONDON

but the perfect diamagnetism, *i.e.* the state where the system responds to an external magnetic field by developing a super-current which generates a field in response that is equal, but opposite to, the applied field. In face of this challenge, the LONDON brothers invented the radically new concept of the existence of a macroscopic quantum state. Proceeding by analogy with LANGEVIN’s model for the magnetic susceptibility of atoms, they made the hypothesis that *the bulk superconductor can be considered as a single, enormous, diamagnetic atom*<sup>7</sup>.

<sup>7</sup> F. LONDON (1960) *Superfluids: Vol I Macroscopic Theory of Superconductivity* 2<sup>nd</sup> edition, Dover, New York; (2005) *Une conception nouvelle de la supra-conductibilité*, re-edition Hermann.



Heinz LONDON

With the equations that bear his name, Fritz LONDON presented the first satisfactory electromagnetic model in 1933,<sup>8</sup> which described in a precise way the MEISSNER effect of the expulsion of magnetic fields  $\mathbf{B}$ . It also showed that if the magnetic field really vanishes at the heart of the superconductor it does not do so near the surface, but penetrates a distance  $\lambda_L$  called the LONDON penetration depth. This was the first characteristic length scale that emerged for the superconducting state.

In the wake of this result, and in order to obtain numerical values for the penetration depth closer to the experimental results, Brian PIPPARD generalized LONDON's equations to include non-local effects, thereby introducing the coherence length, which was to become the second characteristic length of superconductivity. Inherent to superconductivity and reduced by the impurities, the coherence length leads also to a renormalisation of the LONDON penetration depth, renamed simply penetration depth  $\lambda$ .




Brian PIPPARD

### 1.3.2 - The thermodynamic approach

In parallel with LONDON's work, Cornelius Jacobus GORTER and Hendrik CASIMIR developed a thermodynamic approach to superconductivity in which they considered the normal-superconducting transition as a proper phase transition. They constructed a phenomenological model of two fluids, one superconducting and the other normal, with both intensive and extensive variables, an internal energy, thermodynamic functions and potentials; in short all the tools of thermodynamics. The success was all the greater as it described the superconducting/normal phase transition and, by integrating the negative surface energy associated with the penetration depth, it opened up the path towards an understanding of type II superconductivity.

### 1.3.3 - GINZBURG-LANDAU theory

We have to wait until 1950, however, to see an approach associating electromagnetism and thermodynamics as was proposed by Vitaly GINZBURG and Lev LANDAU<sup>9</sup>. By generalizing the LANDAU model of phase transitions, they proposed a set of equations (the GINZBURG-LANDAU equations) to describe the behavior of the order parameter of the transition, vanishing in the normal phase and non-vanishing in the superconducting phase. With Alexei ABRIKOSOV




Vitaly GINZBURG

8 F. LONDON (1934) *Phys. Rev.* **45**, 379.

9 V. GINZBURG & L. LANDAU (1950) *Zh. Eksp. Teor. Fiz.* **20**, 1064.


and Lev GORKOV, they assisted in the birth of the GLAG (GINZBURG-LANDAU-ABRIKOSOV-GORKOV) theory.

This formulation, essentially derived from pure intuition, proved to be very powerful in practice. The equations imply not only the MEISSNER effect and the penetration depth of the magnetic field, but also lead to the appearance of the second characteristic length. This coherence length,  $\xi$ , can be interpreted as the minimal distance required for any variation in the density of superconducting carriers.



Lev LANDAU

### 1.3.4 - Vortices



Alexei ABRIKOSOV




Lev GORKOV


By solving, towards the middle of the 1950's, the GINZBURG-LANDAU equations, A. ABRIKOSOV showed that the sign of the surface energy for a normal-superconducting interface depends on the ratio between the characteristic lengths for penetration of a magnetic field  $\lambda$  (the penetration depth) and for coherence  $\xi$ :

- » in materials where  $\xi < \lambda$  the interface surface energy turns negative when the material is subject to a field exceeding  $H_{c1}$ , which leads the system to develop internal “lines of normal phase” (or vortices), thus explaining the decrease in magnetization density of type II superconductors above this field  $H_{c1}$ ;
- » in materials where  $\xi > \lambda$  the interface surface energy is always positive and the material remains uniformly superconducting until the transition to the normal state. When the field reaches the critical value  $H_c$  the transition occurs simultaneously throughout the material.

The nature, type I or II, of the superconductor thus depends on the relative values of these two lengths.



Daniel CRIBIER



Pierre-Gilles DE GENNES

Daniel CRIBIER was the first experimentalist to show explicitly the existence of a vortex lattice, following the suggestion of Pierre-Gilles DE GENNES, the most prominent leader of the *Orsay “School” of Physics*.




## 1.4 - The microscopic BCS theory

Despite the advances facilitated by the GINZBURG-LANDAU theory, at the beginning of the 1950's superconductivity remained as mysterious as ever with respect to its microscopic origins. Things started to move faster, however, with the arrival of two fundamental results: the proof of the rôle of phonons and the appearance of COOPER pairs.

While the involvement of lattice vibrations (phonons), seen via the isotope effect, was well known, it was only in 1953 and the calculations of Herbert FRÖHLICH <sup>10</sup> that the idea emerged of an attractive interaction, *via* the phonons, between two electrons of opposite velocities and spins (*phonon drag*).

The following year, Leon COOPER <sup>11</sup> showed that if two electrons of opposite wave-vector and spin on the FERMI surface feel an attractive interaction, they will form a bound pair whose energy is less than the sum of the kinetic energy of the individual particles. Such a pair is called a "COOPER pair".


Starting from these results, John BARDEEN, Leon COOPER and Robert SCHRIEFFER developed the BCS theory, for which they were to receive the NOBEL prize in 1972. <sup>12</sup> They described the collective behavior of COOPER pairs by exploiting many-body techniques of calculation. With a very limited number of parameters they reproduced, explained and quantified most experimental results: the MEISSNER effect, the electrodynamic behavior, the coherence length, the critical field, the critical temperature, specific heat, thermodynamic properties... They showed that the charge carriers are definitely not individual electrons but COOPER pairs, and that a minimal energy  $\Delta$  must be applied to the system in order to create the first excited states in the form of single electrons (quasi-particles). This energy  $\Delta$ , called the superconducting gap, plays a central role in superconductivity.




Herbert FRÖHLICH



John BARDEEN



Leon COOPER



Robert SCHRIEFFER

10 H. FROHLICH (1950) *Phys. Rev.* **79**, 845; (1952) *Proc. Roy. Soc.* **A215**, 291; (1954) *Adv. Phys.* **3**, 325.

11 L.N. COOPER (1956) *Phys. Rev.* **104**, 1189.

12 J. BARDEEN, L.N. COOPER & J.R. SCHRIEFFER (1957) *Phys. Rev.* **108**, 1175.

## 1.5 - Tunnelling effects


Coming shortly after BCS, studies of tunnelling effects between two bulk superconductors separated by an insulating barrier shed light on two processes:

- » the JOSEPHSON effect, which corresponds to the transport of “whole” COOPER pairs from one bulk superconductor to the other. This transfer is controlled by the phase difference between the coherent condensates formed by the COOPER pairs of each superconductor;
- » tunnelling across the insulating barrier by individual electrons (or more exactly by quasi-particles) formed by the unbinding of COOPER pairs.<sup>13</sup> This gives rise to many spectacular effects, including ANDREEV-SAINTE-JAMES reflections<sup>14</sup> predicted independently by Alexander ANDREEV in Moscow and Daniel SAINTE-JAMES in Paris, and provides vital information on the gaps, densities of state, the intensities of electron-phonon coupling and so on...

## 1.6 - A great diversity of superconducting materials

For a long time, the only known superconductors were metals or metal alloys. As their critical temperatures did not exceed 9.2 K for Niobium (the pure element with the highest  $T_c$ ) or 23.2 K for the metallic compound  $Nb_3Ge$  discovered in 1973, there was a certain waning of interest in superconductors. Nonetheless some activity continued. It was rewarded by an initial success constituted by the discovery, in 1980 by Denis JÉROME and his group, of purely organic superconductors<sup>15</sup> whose critical temperatures were not very high, but this proved that superconductivity was not just restricted to metals and metal alloys.

Then came the real revolution at the hands of Alex MÜLLER and Georg BEDNORZ. Convinced that the most promising candidates for high critical temperatures would



Alex MÜLLER



Georg BEDNORZ

be found more in the direction of oxides, they managed to synthesize a material with Lanthanum (La), Barium (Ba), Copper (Cu) and Oxygen (O). On January 27th 1986 they observed a rapid decrease in the resistivity at around 30 K which they interpreted as signalling the presence of a superconducting phase.

13 I. GIAEVER (1960) *Phys. Rev. Lett.* **5**, 147.

14 A. ANDREEV (1964) *Zh. Eksperim. i. Teor. Fiz.* **46**, 1823 (*Soviet Physics JETP* **19**, 1228)  
D. SAINTE-JAMES (1964) *J. de Physique* **25**, 899.

15 D. JÉROME *et al.* (1980) *J. Phys. Lett. (Paris)* **41**, L45.

Just like H. K. ONNES and G. HOLST in an earlier age, they made sure that the results were reproducible and with the caution of their predecessors, submitted to the journal *Zeitschrift für Physik* <sup>16</sup> an article with the title *Possibility of a high temperature superconductor in the system Ba-La-Cu-O*. This started a race to find similar compounds with a transition temperature that would be even higher. This was how shortly after, the compound Y-Ba-Cu-O, whose critical temperature  $T_c$  of 93 K is therefore above that of liquid nitrogen, was discovered by Paul CHU. <sup>17</sup> It was then the turn of more complex compounds with  $T_c = 110$  K (1988), 128 K (1991), 138 K (1993)! All have in common the existence of  $\text{CuO}_2$  planes carrying the superconductivity, whence their generic name of “cuprates”.



Paul CHU

More recently a multitude of new superconducting materials have been discovered: in 1991 the family of doped fullerenes doped with alkaline elements ( $T_c \leq 40$  K), <sup>18</sup> in 2001 the metallic compound  $\text{MgB}_2$  ( $T_c = 39$  K), <sup>19</sup> in 2008 the iron-based family (pnictides) ( $T_c \leq 55$  K) <sup>20</sup> and in 2015 the compound  $\text{SH}_3$ , the critical temperature of which reached 203K under a pressure of 155GPa. <sup>21</sup>

## 1.7 - “Unconventional” superconductors

As a good number of the new compounds possess electronic structures which are very different from those of metals and alloys, many researchers have questioned the very nature of the new superconductors and whether the model of BCS is appropriate for them.

From an experimental point of view, the zero resistivity, the MEISSNER effect, the penetration depth, the critical fields  $H_{c1}$  and  $H_{c2}$ , the flux quantum, the JOSEPHSON effects are all similar. In contrast, for some cases the gap is either anisotropic or multiple; in others, such as the cuprates, heavy fermions and certain organic compounds, the conducting phases coexists with magnetic fluctuations, <sup>22</sup> or even coexists with a magnetically ordered phase, two properties considered hitherto as being incompatible.

From the point of view of theory, the COOPER pair remains the fundamental component even if in some cases it seems to be constituted by two electrons of the same

16 A. MÜLLER & G. BEDNORZ (1986) *Zeitschrift für Physik* **4**, 189.

17 M.K. WU *et al.* (1987) *Phys. Rev. Lett.* **58**, 908.

18 A.F. HEBARD *et al.* (1991) *Nature* **350**, 600;  
M.J. ROSSEINSKY *et al.* (1991) *Phys. Rev. Lett.* **66**, 2830.

19 J. NAGAMATSU *et al.* (2001) *Nature* **410**, 63.

20 Y. KAMIHARA *et al.* (2008) *J. Am. Chem. Soc.* **130**, 3296.

21 A.P. DROZDOV *et al.* (2015) *Nature* **525**,73.

22 See for example D. MANSKE (2004) *Theory of unconventional superconductors*, Springer.

spin (triplet superconductivity) in contrast to BCS where they are of opposite spin (singlet superconductivity). Perhaps more importantly, the pairing mechanism mediated by phonons is called into question; several theoretical models have been proposed with pairing mechanisms including magnetic fluctuations<sup>22</sup> as numerous experimental results<sup>23</sup> in cuprates and other systems would seem to suggest.



Jean ROSSAT-MIGNOT

In any case, a large number of the new superconductors differ, in one way or another, from the BCS model and intensive research is in progress to clarify the situation.

Jean ROSSAT-MIGNOT showed, by the inelastic scattering of neutrons, the occurrence of anti-ferromagnetic fluctuations in the superconductivity state of the cuprates. He showed in particular that the intensity of the antiferromagnetic resonance peak decreases with temperature, vanishing at  $T_c$ .

## 1.8 - Numerous spectacular applications

Thanks to their extraordinary properties, superconductors have never ceased to inspire. Many applications, linked to their perfect electrical conductivity, the expulsion of magnetic fields and to coherence effects have been dreamed up, and for a good number of them, implemented.

Thus the immense majority of the apparatus for Magnetic Resonance Imaging (MRI) are equipped with superconducting coils. Electromagnets with superconducting windings are familiar to scientific laboratories and are crucial to the operation of large instruments, such as the enormous hadron collider LHC of CERN or the future *tokamak* of the ITER project. On a more experimental level, motors, transformers and transmission lines and current limiters with superconducting wires have been designed and tested. A number of magnetically levitated trains function with superconducting coils and superconducting bearings are being developed.

Relying on the properties of JOSEPHSON junctions, the SQUID is an extremely sensitive probe of magnetic fields. Already the instrument of choice for ultra-sensitive measurements of magnetization, its use in medicine is under development in order to detect the electromagnetic activity of several different organs of the human body.

In a host of other contexts, superconductivity is also used in astrophysics (as ultra-sensitive particle detectors) in the engineering large particle detectors (for intense magnetic fields in very large volumes), in the resonant cavities of particle accelerators... Computers based on JOSEPHSON junctions using the flux quantum to store information have been tested with the idea of making ultra-rapid machines with low energy consumption.

---

23 J. ROSSAT-MIGNOD *et al.* (1991) *Physica C* **86**, 91.


The search for materials combining both extreme superconducting parameters (high transition temperatures, critical currents and critical fields) and satisfactory physico-chemical and mechanical properties of ductility and resistance, is currently very active in university laboratories as well as in industry. Advances in this will certainly lead to even more applications and extension of existing one on a greater scale.

## 1.9 - Superconductivity in the history of mankind

We should not forget that superconductivity is also a history of people. Several of the protagonists were directly involved in the drama and dark moments of the 20th century: the LONDON brothers, as German Jews, had to flee to live as exiles in England; Lev SHUBNIKOV was executed on the basis of falsified documents during the great Stalinist purges; the issue of the Soviet physics Journal *Zh. Eksperim. i. Teor. Fiz.*, published during the worst period of McCarthyism and the communist witch-hunt, and which included the famous article by GINZBURG and LANDAU, was thrown into the sea by the New York dock workers when it arrived by boat, and their work remained unknown until years later.

Following the “rediscovery” of superconductivity with the materials with high superconducting temperatures, several historical and popular works have been published. Amongst them, we note *The Cold Wars: A History of Superconductivity*<sup>24</sup> which follows the scientific paths pursued, the successes and the blind alleys, but also relates the story of the people who took part in the advancement of our scientific knowledge.

As specialist in low temperature physics, SHUBNIKOV worked on type II superconductors in particular. The intermediate phase between the completely MEISSNER phase and the normal state of type II superconductors now bears his name.



Lev SHUBNIKOV

---

24 J. MATRICON & G. WAYSAND (1994) *The Cold Wars: A History of Superconductivity*, Rutgers University Press, translated from the French edition (1994) of *La guerre du froid : une histoire de la supraconductivité*, Seuil.

## LONDON THEORY

The first phenomenological approach to the electromagnetic behavior of superconductors was published in 1935 by the brothers Fritz and Heinz LONDON.<sup>1</sup> Fascinated by the results of MEISSNER and OCHSENFELD,<sup>2</sup> who had shown that within the superconductor the magnetic field  $\mathbf{B}$  vanishes irrespective of the thermal and magnetic history of the sample, they understood that the key feature of superconductivity is not the disappearance of the electrical resistance but rather the expulsion of the magnetic flux.

Now MAXWELL's equations, that govern electromagnetism, turn out to be incapable of including this effect. The most they can show is that, in a perfect conductor, the magnetic field cannot *vary* with time; to include the *exclusion* of the magnetic field, we must add some additional ingredient. This is precisely what was done by F. and H. LONDON, with the equations now bearing their name.

## 2.1 - MAXWELL's equations

The theory of electromagnetism is based on the equations of MAXWELL in their bulk form:<sup>3</sup>

$$\begin{aligned} \nabla \times \mathbf{E} = -\frac{\partial \mathbf{B}}{\partial t} \quad (\text{M1}) \quad \nabla \cdot \mathbf{E} = \frac{\rho}{\epsilon_0} \quad (\text{M2}) \\ \nabla \cdot \mathbf{B} = 0 \quad (\text{M3}) \quad \nabla \times \mathbf{B} = \mu_0 \mathbf{j} + \epsilon_0 \mu_0 \frac{\partial \mathbf{E}}{\partial t} \quad (\text{M4}) \end{aligned} \quad (2.1a)$$

where  $\rho$  and  $\mathbf{j}$  represent respectively, the total charge and total current densities of the system, including polarization charges, displacement currents and AMPÈRE currents.

---

1 F. LONDON & H. LONDON (1935) *Proc. Roy. Soc. (London) A* **155**, 71.

2 W. MEISSNER & R. OCHSENFELD (1933) *Naturwissenschaften* **21**, 787.

3 In this book we will use the symbol  $\nabla$  for the gradient operator. Alternative notations that are common in the literature are:

$\nabla U = \mathbf{grad} U$ ;  $\nabla \cdot \mathbf{A} = \text{div } \mathbf{A}$ ;  $\nabla \times \mathbf{A} = \mathbf{curl} \mathbf{A} = \mathbf{rot} \mathbf{A}$ ;  $\nabla \cdot \nabla U \equiv \nabla^2 U = \Delta U$ ;  $\nabla^2 \mathbf{A} = \Delta \mathbf{A}$  (vector with components  $\Delta A_x, \Delta A_y, \Delta A_z$ ).