




Editor
John Valasek

Morphing Aerospace Vehicles and Structures

Aerospace Series

Editors: Peter Schmitt, Jonathan Cooper,
Roy Lupton and Allen Sandberg

 **WILEY**

Contents

Cover

Series

Title Page

Copyright

List of Contributors

Foreword

Series Preface

Acknowledgments

1: Introduction

1.1 Introduction

1.2 The Early Years: Bio-Inspiration

1.3 The Middle Years: Variable Geometry

1.4 The Later Years: A Return to Bio-Inspiration

1.5 Conclusion

Part I: Bio-Inspiration

2: Wing Morphing in Insects, Birds and Bats: Mechanism and Function

2.1 Introduction

2.2 Insects

2.3 Birds

2.4 Bats

2.5 Conclusion

Acknowledgements

3: Bio-Inspiration of Morphing for Micro Air Vehicles

3.1 Micro Air Vehicles

3.2 MAV Design Concepts

3.3 Technical Challenges for MAVs

3.4 Flight Characteristics of MAVs and NAVs

3.5 Bio-Inspired Morphing Concepts for MAVs

3.6 Outlook for Morphing at the MAV/NAV scale

3.7 Future Challenges

3.8 Conclusion

Part II: Control and Dynamics

4: Morphing Unmanned Air Vehicle Intelligent Shape and Flight Control

4.1 Introduction

- [**4.2 A-RLC Architecture Functionality**](#)
- [**4.3 Learning Air Vehicle Shape Changes**](#)
- [**4.4 Mathematical Modeling of Morphing Air Vehicle**](#)
- [**4.5 Morphing Control Law**](#)
- [**4.6 Numerical Examples**](#)
- [**4.7 Conclusions**](#)
- [**Acknowledgments**](#)

[**5: Modeling and Simulation of Morphing Wing Aircraft**](#)

- [**5.1 Introduction**](#)
- [**5.2 Modeling of Aerodynamics with Morphing**](#)
- [**5.3 Modeling of Flight Dynamics with Morphing**](#)
- [**5.4 Actuator Moments and Power**](#)
- [**5.5 Open-Loop Maneuvers and Effects of Morphing**](#)
- [**5.6 Control of Gull-Wing Aircraft using Morphing**](#)
- [**5.7 Conclusion**](#)
- [**Appendix**](#)

[**6: Flight Dynamics Modeling of Avian-Inspired Aircraft**](#)

- [**6.1 Introduction**](#)
- [**6.2 Unique Characteristics of Flapping Flight**](#)

6.3 Vehicle Equations of Motion

6.4 System Identification

6.5 Simulation and Feedback Control

6.6 Conclusion

7: Flight Dynamics of Morphing Aircraft with Time-Varying Inertias

7.1 Introduction

7.2 Aircraft

7.3 Equations of Motion

7.4 Time-Varying Poles

7.5 Flight Dynamics with Time-Varying Morphing

8: Optimal Trajectory Control of Morphing Aircraft in Perching Maneuvers

8.1 Introduction

8.2 Aircraft Description

8.3 Vehicle Equations of Motion

8.4 Aerodynamics

8.5 Trajectory Optimization for Perching

8.6 Optimization Results

8.7 Conclusions

Part III: Smart Materials and Structures

9: Morphing Smart Material Actuator Control Using Reinforcement Learning

9.1 Introduction to Smart Materials

9.2 Introduction to Reinforcement Learning

9.3 Smart Material Control as a Reinforcement Learning Problem

9.4 Example

9.5 Conclusion

10: Incorporation of Shape Memory Alloy Actuators into Morphing Aerostructures

10.1 Introduction to Shape Memory Alloys

10.2 Aerospace Applications of SMAs

10.3 Characterization of SMA Actuators and Analysis of Actuator Systems

10.4 Conclusion

11: Hierarchical Control and Planning for Advanced Morphing Systems

11.1 Introduction

11.2 Morphing Dynamics and Performance Maps

11.3 Application to Advanced Morphing Structures

11.4 Conclusion

12: A Collective Assessment

12.1 Looking Around: State-of-the-Art

12.2 Looking Ahead: The Way Forward

12.3 Conclusion

Index

Aerospace Series List

Sense and Avoid in UAS: Research and Applications
Angelov
April 2012

Morphing Aerospace Vehicles and Structures
Valasek
March 2012

Gas Turbine Propulsion Systems
Maclsaac and Langton
July 2011

Basic Helicopter Aerodynamics, Third Edition
Seddon and Newman
June 2011

Advanced Control of Aircraft, Rockets and Spacecraft
Tewari
July 2011

Cooperative Path Planning of Unmanned Aerial Vehicles
Tsourdos et al.
November 2010

Principles of Flight for Pilots
Swatton
October 2010

Air Travel and Health: A Systems Perspective
Seabridge et al.

September 2010

Design and Analysis of Composite Structures: With applications to Aerospace Structures
Kassapoglou September 2010

Unmanned Aircraft Systems: UAVS Design, Development and Deployment
Austin
April 2010

Introduction to Antenna Placement and Installations
Macnamara
April 2010

Principles of Flight Simulation
Allerton
October 2009

Aircraft Fuel Systems
Langton et al.
May 2009

The Global Airline Industry
Belobaba
April 2009

Computational Modelling and Simulation of Aircraft and the Environment:
Volume 1 - Platform Kinematics and Synthetic Environment

Diston
April 2009

Handbook of Space Technology
Ley, Wittmann and Hallmann
April 2009

Aircraft Performance Theory and Practice for Pilots
Swatton
August 2008

Surrogate Modelling in Engineering Design: A Practical
Guide
Forrester, Sobester and Keane
August 2008

Aircraft Systems, Third Edition
Moir and Seabridge
March 2008

Introduction to Aircraft Aeroelasticity And Loads
Wright and Cooper
December 2007

Stability and Control of Aircraft Systems
Langton
September 2006

Military Avionics Systems
Moir and Seabridge
February 2006

Design and Development of Aircraft Systems
Moir and Seabridge
June 2004

Aircraft Loading and Structural Layout
Howe
May 2004

Aircraft Display Systems
Jukes
December 2003

Civil Avionics Systems
Moir and Seabridge
December 2002

MORPHING AEROSPACE VEHICLES AND STRUCTURES

Edited by

John Valasek

Aerospace Engineering Department

Texas A&M University

USA



A John Wiley & Sons, Ltd., Publication

This edition first published 2012
© 2012, John Wiley & Sons, Ltd

Registered office

John Wiley & Sons Ltd, The Atrium, Southern Gate,
Chichester, West Sussex, PO19 8SQ, United Kingdom

For details of our global editorial offices, for customer services and for information about how to apply for permission to reuse the copyright material in this book please see our website at www.wiley.com.

The right of the author to be identified as the author of this work has been asserted in accordance with the Copyright, Designs and Patents Act 1988.

All rights reserved. No part of this publication may be reproduced, stored in a retrieval system, or transmitted, in any form or by any means, electronic, mechanical, photocopying, recording or otherwise, except as permitted by the UK Copyright, Designs and Patents Act 1988, without the prior permission of the publisher.

Wiley also publishes its books in a variety of electronic formats. Some content that appears in print may not be available in electronic books.

Designations used by companies to distinguish their products are often claimed as trademarks. All brand names and product names used in this book are trade names, service marks, trademarks or registered trademarks of their respective owners. The publisher is not associated with any product or vendor mentioned in this book. This publication is designed to provide accurate and authoritative information in regard to the subject matter covered. It is sold on the understanding that the publisher is not engaged in rendering professional services. If professional advice or other expert assistance is required, the services of a competent professional should be sought.

Library of Congress Cataloging-in-Publication Data

Morphing aerospace vehicles and structures / edited by John Valasek.

p. cm. - (AIAA progress series)

Includes bibliographical references and index.

ISBN 978-0-470-97286-1 (cloth) - ISBN 978-1-60086-903-7

1. Aerospace engineering. 2. Wing-warping (Aerodynamics)

3. Airplanes-Design and construction.

4. Airplanes-Wings-Design and construction. I. Valasek, John. II. American Institute of Aeronautics and Astronautics.

TL565.M67 2012 629.1'2-dc23 2011045495

A catalogue record for this book is available from the British Library.

ISBN: 978-0-470-97286-1

List of Contributors

Gregg Abate, Air Force Research Laboratory, Eglin AFB, Florida, USA

Anna C. Carruthers, Department of Zoology, Oxford University, UK

Animesh Chakravarthy, Department of Mechanical and Aerospace Engineering, University of Florida, Gainesville, Florida, USA

Suman Chakravorty, Aerospace Engineering Department, Texas A&M University, College Station, Texas, USA

Ephraim Garcia, Sibley School of Mechanical and Aerospace Engineering, Cornell University, Ithaca, New York, USA

Daniel T. Grant, Department of Mechanical and Aerospace Engineering, University of Florida, Gainesville, Florida, USA

Jared Grauer, Aerospace Engineering Department, University of Maryland and National Institute of Aerospace, USA

Darren J. Hartl, Aerospace Engineering Department, Texas A&M University, College Station, Texas, USA

James Hubbard Jr, Aerospace Engineering Department,
University of Maryland and National Institute of
Aerospace, USA

Tatjana Y. Hubel, Royal Veterinary College, UK

Kenton Kirkpatrick, Aerospace Engineering
Department, Texas A&M University, College Station,
Texas, USA

Mrinal Kumar, Department of Mechanical and Aerospace
Engineering, University of Florida, Gainesville, Florida,
USA

Dimitris C. Lagoudas, Aerospace Engineering
Department, Texas A&M University, College Station,
Texas, USA

Amanda Lampton, Systems Technology Inc.,
Hawthorne, California, USA

Rick Lind, Department of Mechanical and Aerospace
Engineering, University of Florida, Gainesville, Florida,
USA

Borna Obradovic, Aerospace Engineering Department,
University of Texas - Arlington, Arlington, Texas, USA

Justin R. Schick, Aerospace Engineering Department,
Texas A&M University, College Station, Texas, USA

Wei Shyy, Department of Mechanical Engineering, The
Hong Kong University of Science and Technology, PRC

Stephen Sorley, Department of Mechanical and Aerospace Engineering, University of Florida, Gainesville, Florida, USA

Kamesh Subbarao, Aerospace Engineering Department, University of Texas - Arlington, Arlington, Texas, USA

Graham K. Taylor, Department of Zoology, Oxford University, UK

John Valasek, Aerospace Engineering Department, Texas A&M University, College Station, Texas, USA

Simon M. Walker, Department of Zoology, Oxford University, UK

Adam M. Wickenheiser, Department of Mechanical and Aerospace Engineering, George Washington University, Washington, DC

Foreword

Morphing systems are reconfigurable systems whose features include geometric shape change, but also can include color, aural or electromagnetic changes. Morphing aircraft with retractable landing gear, flaps and slats and variable sweep wings are not unusual today, but they were futuristic 70 or 80 years ago. Who has not marveled to see the morphing wing of a commercial jet robotically change shape as it deploys spoilers and flaps when landing? On the other hand, the missions for these aircraft are conventional. This book looks at morphing systems with an eye to the future in which missions will be challenging and today's solutions simply will not work.

I first came across the term “morphology” in 1971 while reading the final draft of Professor Holt Ashley's textbook *Engineering Analysis of Flight Vehicles*. His first chapter is entitled “Morphology of the Airplane.” Holt was my research adviser at Stanford in the late 1960s and, more importantly a distinguished educator, researcher, engineer and master of the written English language. When I suggested that he change “morphology” to something like “shape,” he replied: “But morphology is such a wonderful word! So descriptive!” And so it is.

My four-year stint as a DARPA program manager included development of game-changing morphing aircraft for a specific military mission. The DARPA program was very successful and we showed that: (1) morphing shape change is not expensive, compared to the system benefits it provides; and (2) morphing concepts succeed when the airplane mission involves design conflicts requiring the choice of either building a large wing/engine combination or a smaller mechanized wing with smaller engines and fuel requirements.

Sometimes, no other approach other than morphing worked.

Future aircraft missions will require aircraft shape and feature changes that, in turn, require new component technologies, from engines to wing mechanisms to smart materials, as well as expanded analysis techniques. This book provides valuable information to begin this journey into the future. It begins with bio-inspiration. The Russian engineer Genrich Altshuller observed that “In nature there are lots of hidden patents.” Chapter on perching aircraft suggests a unique use for integrated morphing technologies, while Chapter on smart materials and control of morphing devices provides a window on the challenging problems of system integration.

Oliver Wendell Holmes once wrote: “A man's mind stretched by a new idea can never go back to its original dimensions.” This book provides an opportunity for mind expansion. I encourage you to read it, absorb the ideas and contribute to the morphing aircraft future.

Terry A. Weisshaar
Professor Emeritus
Purdue University
West Lafayette, Indiana
USA

Series Preface

The field of aerospace is wide ranging and multi-disciplinary, covering a large variety of products, disciplines and domains, not merely in engineering but in many related supporting activities. These combine to enable the aerospace industry to produce exciting and technologically advanced vehicles. The wealth of knowledge and experience that has been gained by expert practitioners in the various aerospace fields needs to be passed onto others working in the industry, including those just entering from University.

The *Aerospace Series* aims to be a practical and topical series of books aimed at engineering professionals, operators, users and allied professions such as commercial and legal executives in the aerospace industry. The range of topics is intended to be wide ranging, covering design and development, manufacture, operation and support of aircraft as well as topics such as infrastructure operations and developments in research and technology. The intention is to provide a source of relevant information that will be of interest and benefit to all those people working in aerospace.

There has been much interest world-wide in the development of morphing air-vehicles to improve performance, and possibly change mission requirements in-flight, by enabling the air-vehicle to adjust its external shape and structural/aerodynamic/control characteristics to adapt to the changing flight environment. Many different concepts have been proposed, with a few being demonstrated on a range of different prototype flying vehicles.

This book, *Morphing Aerospace Vehicles and Structures*, is the first textbook to provide an overview of the current

status of morphing air-vehicles, and to provide guidance as to likely future directions in this exciting technology. Starting with the bio-inspired geometric changes of insects, birds and bats that are the motivation for many morphing concepts, the book then describes issues relating to the flight control and dynamics of morphing air-vehicles, and also the application of smart materials and hierarchical control for morphing. It is a welcome addition to the Wiley Aerospace Series.

Peter Belobaba, Jonathan Cooper, Roy Langton and Allan Seabridge

Acknowledgments

Several individuals and organizations have made special and significant contributions to this book, and I wish to recognize their efforts. My wife Stephanie has encouraged me to write a book for many years. This book would not have been realized without her tireless support and steadfast encouragement, all while she pursued her graduate studies. My graduate and undergraduate research students who contributed to this book have been a joy to work with, and a constant source of inspiration. Teachers can learn from their students, and indeed I have and continue to do so. I am grateful to many of my faculty colleagues in various departments at Texas A&M University who have shared their valuable insights and provided suggestions on the research. Special thanks are bestowed upon Dr. Sharon M. Swartz of Brown University, for graciously providing a specialized review and critique of Chapter 2.

This book was begun during my Faculty Development Leave, and I am indebted to my Department Heads in the Aerospace Engineering Department at Texas A&M University during and since that time: Dr. Helen L. Reed, Dr. Walter E. Haisler, and Dr. Dimitris C. Lagoudas. They not only encouraged me to pursue it, but also provided me with the full opportunity and means to do so.

While all of the authors in this book have obtained funding for their portion of the work from various sponsors, two sponsors in particular have provided exceptional support overall. The U.S. Air Force Office of Scientific Research provided support under contract FA9550-08-1-0038, with technical monitors Dr. Scott Wells, Dr. William M. McEneaney, and Dr. Fariba Fahroo. The National Aeronautics and Space Administration was

instrumental in providing early support through the Texas Institute of Intelligent Bio-Nano Materials and Structures for Aerospace Vehicles (TiiMS). The technical monitor was Dr. Tom Gates. This generous support is gratefully acknowledged.

The wonderful staff at John Wiley & Sons Ltd., Chichester, have been instrumental and contributed a great deal to this endeavor. They have also been only a pleasure to work with. Commissioning Editors David Palmer and Debbie Cox conceived the original idea for the book, approached me with it and patiently encouraged me to pursue it, and then championed it to the publisher. Project Editors Claire Bailey and Liz Wingett skillfully managed both the author and the manuscript to completion. Project Editor of Engineering Technology Nicky Skinner was a warm and generous colleague whom I enjoyed getting to know and work with, who tragically passed on during the final stages. She is greatly missed by me and all who knew her, and her memory is embossed in the final product.

Finally, I would like to thank all of the authors who contributed chapters and their expertise. I am blessed to have you as colleagues and collaborators, and pleased to call you friends.

John Valasek
College Station, Texas, USA
July 2011

1

Introduction

John Valasek

Texas A&M University, USA

A flying machine is impossible, in spite of the testimony of the birds

—John Le Conte, well-known naturalist, "The Problem of the Flying Machine," Popular Science Monthly, November 1888, p. 69.

1.1 Introduction

Current interest in morphing vehicles has been fueled by advances in smart technologies such as materials, sensors, actuators, their associated support hardware and microelectronics. These advances have led to a series of breakthroughs in a wide variety of disciplines that, when fully realized for aircraft applications, have the potential to produce large improvements in aircraft safety, affordability, and environmental compatibility. The road to these advances and applications is paved with the efforts of pioneers going back several centuries. This chapter seeks to succinctly map out this road by highlighting the contributions of these pioneers and showing the historical connections between bio-inspiration and aeronautical engineering. A second objective is to demonstrate that the field of morphing has now come nearly full circle over the past 100 plus years.

Birds inspired the pioneer aviators, who sought solutions to aerodynamic and control problems of flight. But a smooth and continuous shape-changing capability like that of birds was beyond the technologies of the day, so the concept of variable geometry using conventional hinges and pivots evolved and was used for many years. With new results in bio-inspiration and recent advances in aerodynamics, controls, structures, and materials, researchers are finally converging upon the set of tools and technologies needed to realize the original dream of aircraft which are capable of smooth and continuous shape-changing. The focus and scope of this chapter are intentionally limited to concepts and aircraft that are accessible through the unclassified, open literature.

Figure 1.1 Lilienthal Glider circa 1880s showing bird influence. Reproduced by permission of Archives Otto-Lilienthal Museum



1.2 The Early Years: Bio-Inspiration

Otto Lilienthal was a nineteenth-century Prussian aviator who had a lifelong fascination with bird flight which led him into a professional career as a designer. He appeared on the aviation scene in 1891 by designing, building, and flying a series of gliders. Between 1891 and 1896 he completed nearly 2,000 flights in 16 different types of gliders, an example of which is shown in [Figure 1.1](#). The wings of these gliders were described as resembling “the outstretched pinions of a soaring bird.” The bird species which captivated him most were storks, and the extent to which birds influenced Lilienthal is evidenced by two of the many books which he wrote on aviation: *Our Teachers in Soaring Flight* in 1897, and *Birdflight as the Basis for Aviation: A Contribution toward a System of Aviation* in 1889 (Lilienthal 1889). His observations on bird twist and camber distributions were influential in the development of his air-pressure tables and airfoil data. Interestingly, Lilienthal also made attempts at powered flight but chose to only study wings with ornithopter wingtips. His insistence on the use of flapping wing tips in preference to a conventional propeller is an indication of the extent to which he was captivated by bird flight (Crouch 1989). Several early pioneers recognized the value in morphing as a control effect. Edson Fessenden Gallaudet, Professor of Physics at Yale, applied the concept of wing warping to a kite in 1898. While not entirely successful, this kite nonetheless embodied the basic structural concepts which would appear in aircraft designs much later (Crouch 1989). Independently, Orville and Wilbur Wright, correctly deduced that wing warping could provide lateral control. Wilbur remarked to Octave Chanute in 1900 that “My observation of the flight of buzzards leads me to

believe that they regain their lateral balance, when partly overturned by a gust of wind, by a torsion of the tips of the wings. If the rear edge of the right wing tip is twisted upward and the left downward, the bird becomes an animated windmill and instantly begins to turn, a line from its head to its tail being the axis” (Wright 1900). This observation led to the design of the 1902 Wright Glider, which incorporated wing warping for lateral (roll) control ([Figure 1.2](#)). The warping was accomplished by wires attached to the pilot's belt, which were controlled by his shifting body position. Although this craft was flown by the Wrights as both a kite and a glider, it was during flights of the latter type that the need for a directional (yaw) control was first realized, and then solved with the creation of the rudder. Correctly recognizing that achieving harmony of control would greatly improve the control and usefulness of an aircraft, in October 1902 the Wrights developed an interconnection between warping of the wing and warping of the vertical tail. Thus the concept of what would later become the aileron-to-rudder interconnect or ARI was born. With the problems of longitudinal control, lateral control, directional control, and control harmony solved, the 1902 Wright Glider became essentially the world's first successful airplane (Crouch 1989). These developments paved the way for the success of the powered 1903 Wright Flyer a year later.

[Figure 1.2](#) 1902 Wright Glider featuring lateral and directional control by warping. Reproduced by permission of United States Air Force Historical Research Agency




Figure 1.3 Etrich Luft-Limousine / VII four-seater passenger airplane of 1912





Figure 1.4 Rumpler Taube on the front page of the *New York Times Mid-Week Pictorial*, January 1st, 1917



The Etrich Taube (“dove” in German) series of designs have probably been the ultimate expression of bio-inspiration to aircraft design. In fact, except for the omission of flapping wings, the Taube designs are essentially bio-mimetic, i.e. directly mimicking a biological system ([Figure 1.3](#)). The Etrich Luft-Limousine / VII was somewhat unique for an airplane of its time since it employed multi-material construction. This consisted of an aluminum sheet covering from the nose to just behind the wings, with wood used everywhere else. The fuselage

structure used wooden rings and channel-section longitudinal members and the windows were celluloid and wire gauze. The initial Taube designs were created by Igo Etrich in Austria in 1909. The original inspiration for the unique wing planform on Taube designs was not a bird wing, but the *Zanonia macrocarpa* seed, which falls from trees in a slow spin induced by a single wing. This was not successful, yet the influence of birds on later adaptations of this wing design can clearly be seen ([Figure 1.4](#)). Like the Wright designs, the Taube designs employed wing and horizontal tail warping via wires and external posts, although the vertical tail surfaces were hinged. Despite contemporary aircraft designs which featured vertical tails of a size and proportion that would be recognizable in modern designs, the Taube designs mimicked birds so much that the dorsal and ventral fins comprising the vertical tail surfaces were very small. Ultimately, the very small vertical tail surfaces became a distinguishing characteristic of the Taube designs.

The Wright and Taube designs demonstrated that warping controls can be effective on aircraft with thin and flexible wings. But the invention of the now conventional hinged controls, such as ailerons and rudders, was essential for later aircraft with more rigid structures and metallic materials. Thus the problem of materials and structures has been a central consideration to morphing aircraft from the outset. By the onset of the First World War in 1914 and in the years afterward, virtually all high performance aircraft used conventional hinged control surfaces instead of warping. With the advent of aircraft with relatively rigid metallic structures in the 1930s, the path to morphing clearly lay in changing the geometry of the aircraft via complex arrangements of conventional hinges, pivots, and rails rather than warping.