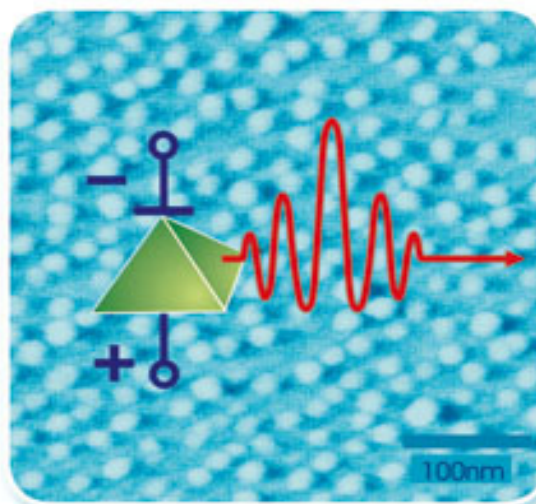


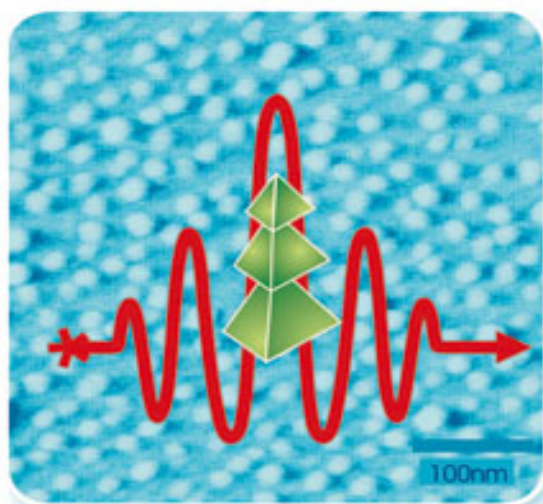


Edik U. Rafailov, Maria A. Cataluna,
Eugene A. Avrutin

 WILEY-VCH

Ultrafast Lasers Based on Quantum-dot Structures

Physics and Devices



Contents

[Cover](#)

[Related Titles](#)

[Title Page](#)

[Copyright](#)

[Introduction](#)

[Acknowledgments](#)

[Chapter 1: Semiconductor Quantum Dots for Ultrafast Optoelectronics](#)

[1.1 The Role of Dimensionality in Semiconductor Materials](#)

[1.2 Material Systems Used](#)

[1.3 Quantum Dots: Distinctive Properties for Ultrafast Devices](#)

[Chapter 2: Foundations of Quantum Dot Theory](#)

[2.1 Energy Structure and Matrix Elements](#)

[2.2 Theoretical Approaches to Calculating Absorption and Gain in Quantum Dots](#)

[2.3 Kinetic Theory of Quantum Dots](#)

2.4 Light-Matter Interactions in Quantum Dots

2.5 The Nonlinearity Coefficient

Chapter 3: Quantum Dots in Amplifiers of Ultrashort Pulses

3.1 Optical Amplifiers for High-Speed Applications: Requirements and Problems

3.2 Quantum Dot Optical Amplifiers: Short-Pulse Operating Regime

3.3 Quantum Dot Optical Amplifiers at High Bit Rates: Low Distortions and Patterning-Free Operation

3.4 Nonlinear Operation and Limiting Function Using QD Optical Amplifiers

Chapter 4: Quantum Dot Saturable Absorbers

4.1 Foundations of Saturable Absorber Operation

4.2 The General Physical Principles of Saturable Absorption in Semiconductors

4.3 The Main Special Features of a Quantum Dot Saturable Absorber Operation

Chapter 5: Monolithic Quantum Dot Mode-Locked Lasers

5.1 Introduction to Semiconductor Mode-Locked Lasers

5.2 Theoretical Models of Mode Locking in Semiconductor Lasers

5.3 Main Predictions of Generic Mode-Locked Laser Models and their Implication for Quantum Dot Lasers

5.4 Specific Features of Quantum Dot Mode-Locked Lasers in Theory and Modeling

5.5 Advantages of Quantum Dot Materials in Mode-Locked Laser Diodes

5.6 Ultrashort Pulse Generation: Achievements and Strategies

5.7 Noise Characteristics of QD Mode-Locked Lasers

5.8 Performance of QD Mode-Locked Lasers at Elevated Temperature

5.9 Exploiting Different Transitions for Pulse Generation

5.10 Summary and Outlook

Chapter 6: Ultrashort Pulse Solid State Lasers Based on Quantum Dot Saturable Absorbers

6.1 A Brief Historical Overview of Ultrashort-Pulse Generation

6.2 Macroscopic Parameters of Saturable Absorbers

6.3 QD SESAMs for Efficient Passive Mode Locking of Solid-State Lasers Emitted around 1 μm

6.4 QD SESAMs for Efficient Passive Mode Locking of Solid-State Lasers Emitted around 1.3 μm

6.5 QD SESAMs for the Passive Mode Locking of Fiber Lasers

6.6 Mode-Locked Semiconductor Disk Lasers Incorporating QD SESAMs

6.7 Optically Pumped Quantum Dot VECSELs

Chapter 7: Saturable Absorbers Based on QD-Doped Glasses

7.1 II-VI Semiconductor Nanocrystals in Glass

7.2 IV-VI Semiconductor QD-Doped Glasses for Ultrashort-Pulse Generation from Solid-State Lasers

7.3 QD-Doped Glass Saturable Absorbers for Passive Mode Locking around 1.3 μm

7.4 Cr:YAG Laser Passively Mode Locked with a QD-Doped Glass Saturable Absorber

7.5 PbSQD-Doped Glass Saturable Absorbers for Passive Mode Locking around 1 μm and Their Nonlinear Characteristics

Chapter 8: Emerging Applications of Ultrafast Quantum Dot Lasers

8.1 Optical Communications

8.2 Datacoms

8.3 Biophotonics and Medical Applications

8.4 Outlook

References

Index

Related Titles

Markel, V. A., George, T. F. (eds.)

Optics of Nanostructured Materials

568 pages

2008

E-Book

ISBN: 978-0-470-35349-3

Piprek, J. (ed.)

Nitride Semiconductor Devices: Principles and Simulation

519 pages with 220 figures and 53 tables

2007

Hardcover

ISBN: 978-3-527-40667-8

Champion, Y., Fecht, H.-J. (eds.)

Nano-Architected and Nanostructured Materials Fabrication, Control and Properties

166 pages with 101 figures and 16 tables

2004

Online Book Wiley Interscience

ISBN: 978-3-527-60601-6

Harrison, P.

Quantum Wells, Wires and Dots Theoretical and Computational Physics

480 pages

2000

Hardcover

ISBN: 978-0-471-98495-5

*Edik U. Rafailov, Maria Ana Cataluna,
and Eugene A. Avrutin*

Ultrafast Lasers Based on Quantum Dot Structures

Physics and Devices



**WILEY-
VCH**

WILEY-VCH Verlag GmbH & Co. KGaA

The Authors

Prof. Edik U. Rafailov

University of Dundee
Photonics and Nanoscience Gr.
Dundee, UK

e.u.rafailov@dundee.ac.uk

Dr. Maria Ana Cataluna

University of Dundee
Photonics and Nanoscience Gr.
Dundee, UK

M.A.Cataluna@dundee.ac.uk

Dr. Eugene A. Avrutin

University of York
Department of Electronics
York, UK

eea2@ohm.york.ac.uk

All books published by Wiley-VCH are carefully produced. Nevertheless, authors, editors, and publisher do not warrant the information contained in these books, including this book, to be free of errors. Readers are advised to keep in mind that statements, data, illustrations, procedural details or other items may inadvertently be inaccurate.

Library of Congress Card No.: applied for
British Library Cataloguing-in-Publication Data

A catalogue record for this book is available from the
British Library.

**Bibliographic information published by the
Deutsche Nationalbibliothek**

The Deutsche Nationalbibliothek lists this publication in the Deutsche Nationalbibliografie; detailed bibliographic data are available on the Internet at <http://dnb.d-nb.de>.

© 2011 WILEY-VCH Verlag & Co. KGaA,

Boschstr. 12, 69469 Weinheim, Germany

All rights reserved (including those of translation into other languages). No part of this book may be reproduced in any form - by photoprinting, microfilm, or any other means - nor transmitted or translated into a machine language without written permission from the publishers.

Registered names, trademarks, etc. used in this book, even when not specifically marked as such, are not to be considered unprotected by law.

ISBN: 978-3-527-40928-0

Introduction

Over the past three decades, laser physics has advanced dramatically owing to the efforts of scientists and technologists. Refined laser operation in continuous wave (cw) or quasi-cw (i.e., pumped by current pulses longer than the characteristic times of the laser dynamics) regimes has been accompanied by reliable techniques for the generation of periodic sequences of ultrashort optical pulses.

Mode locking is a technique that facilitates the generation of the shortest pulse durations and the highest repetition rates available from ultrafast lasers. The basis of this methodology lies in locking the phases of the longitudinal modes of a laser resonator. Summing all the mode frequencies with a fixed phase relationship results in a periodic sequence of intense ultrashort pulses with a repetition rate related inversely to the cavity round-trip time. The locking of the phases can be achieved either through an applied modulation of the losses or gain in the laser or by exploitation of nonlinearities such as the optical Kerr effect in some crystal-based laser systems. Mode locking is a well-established technique and routine generation of ultrashort pulses is now available from a wide range of lasers, with Kerr-lens mode-locked solid-state lasers (notably titanium-doped sapphire) producing the shortest pulses to date in the near-infrared spectral region.

Access to practical femtosecond lasers and related sources has opened up a range of applications from real-time monitoring of chemical reactions [1] to ultrahigh bit rate optical communications [2, 3], thereby enabling the realization of new concepts in ultrafast optical networking, signal processing, and information

transmission [4]. Compact, mass-produced lasers having multigigahertz repetition rates are becoming key components in photonic switching devices, optical interconnects, and clock distribution in integrated circuits [5]; ultrafast electro-optical sampling [6]; and high-speed analogue-to-digital converters [7, 8]. The enormous impact of ultrafast optical sources has already been recognized in the form of two Nobel Prizes awarded to A. Zewail (1999) and T. Hansch (2005) for applications in femtochemistry and laser-based precision spectroscopy, respectively [9, 10].

To increase the applicability of ultrafast optical sources, a number of research groups have been exploring the alternatives to Ti:sapphire and similar lasers, which tend to be rather bulky and inefficient. Semiconductor lasers represent one of the most exciting options for the generation of femtosecond optical pulses because these offer admirable potential for compactness and integrability as well as excellent prospects for direct electrical control. The mode locking of semiconductor diode lasers (at present, mainly based on quantum well heterostructures) by active and passive modulation of cavity losses is an established technique for the generation of picosecond and high repetition rate optical pulses in the near-infrared spectral range [11, 12]. In many cases, it is possible to incorporate the components required for passive mode locking directly into the device structure, thereby further simplifying the fabrication techniques. Progress in semiconductor laser development has led to the production of ultrashort and high repetition rate pulses from simple system configurations that, although not easily achieving the femtosecond pulse durations that are routinely available from the diode-pumped crystal-based lasers, are showing promise for efficient and controllable operation in ultrafast regimes

from electrically pumped devices. Novel structures based on quantum dots have enhanced the characteristics of these lasers further and opened up new possibilities in ultrafast science and technology by enabling the generation and amplification of femtosecond optical pulses directly from laser diode devices, thus providing a cost-efficient pulse source [13].

Furthermore, quantum dot-based materials that demonstrate ultrabroadband absorption and ultrafast carrier dynamics are currently one of the most promising materials for the design of ultrafast saturable absorbers that have been employed in a wide range of laser systems, turning them into more compact, reliable, and inexpensive optical sources.

In this book, we summarize the progress and recent results in the development of efficient and compact ultrafast laser and amplifier devices based on quantum dot materials and structures. To better understand the potential of quantum dot devices, we start with a brief introduction to these materials and highlight the unique characteristics that make these low dimensional materials attractive for ultrafast applications (Chapter 1). In Chapter 2, we lay the foundations of quantum dot theory that are necessary for the following chapters. Chapters 3 and 4 will focus on the physics and state of the art in quantum dot-based optical amplifiers and saturable absorbers that are compatible with ultrashort pulses, respectively. Chapter 5 accounts for the main achievements in the generation of ultrashort pulses directly from quantum dot semiconductor diode lasers. In Chapter 6, an overview of some applications of quantum dot-based saturable absorbers in a number of mode-locked lasers is provided. Besides, a short overview of the recent progress in quantum dot vertical external cavity surface emitting lasers is also given. Chapter 7 will report

on the progress of quantum dot in glass saturable absorbers. Finally, in Chapter 8, we conclude with an analysis of emerging future applications of ultrafast quantum dot lasers. The reader is expected to have reasonable knowledge of semiconductor physics and laser principles, with the particulars related to both the ultrafast pulse generation and propagation and the quantum dots presented in the relevant chapters.

Acknowledgments

Particular thanks go to E.V. Viktorov at Université Libre de Bruxelles for carefully reading most parts of the manuscript and making invaluable suggestions, not to mention extremely useful discussions. We are also grateful to I. Montrosset at Politecnico di Torino, A. Vladimirov at WIAS Berlin, and H. Simos at the University of Athens for useful discussions of some of the theoretical aspects of the book and to W. Sibbett and A. Lagatsky at St Andrews University for stimulating discussions on the experimental aspects. We are very grateful to V. Ustinov at Ioffe Institute (St Petersburg) and D. Livshits at Innolume GmbH (Dortmund) for providing us the samples used in our experimental studies and for fruitful discussion of experimental methodologies. Finally, we are grateful to all the authors (and publishers) who gave their consent to reproduce the figures representing their results in this book, and, last but not least, to all the staff at John Wiley & Sons, Inc. (particularly V. Molière and A. Tschörtner) for their helpfulness and patience.

The authors acknowledge the financial support from European Community's Seventh Framework Programme FAST-DOT under grant agreement 224338 and the UK Engineering and Physical Sciences Research Council (EPSRC).

M.A. Cataluna also acknowledges the financial support from the Royal Academy of Engineering/EPSCR Research Fellowship.

Chapter 1

Semiconductor Quantum Dots for Ultrafast Optoelectronics

1.1 The Role of Dimensionality in Semiconductor Materials

The history of semiconductor lasers has been punctuated by dramatic revolutions. Several proposals of injection semiconductor lasers were studied between the late 1950s and the early 1960s, and the first demonstrations of p-n junction GaAs lasers followed in 1962 [14]. Until the 1980s, only bulk materials were used in semiconductor devices. Originally, these were homostructure devices, functionalized by a doping profile including a p-n junction in the same material. However, these lasers exhibited very low efficiency due to high optical and electrical losses. At that time, pioneers such as Alferov and Kroemer independently proposed a laser construction known as the double heterostructure and involving an active layer of a semiconductor with a relatively narrow bandgap layer surrounded by two injector layers of more broadband material [15]. Such a design offers several crucial advantages. First, it efficiently localizes the charge carriers of both signs (electrons and holes) within the active layer, by creating a potential well for both types of carriers. This potential well also leads to the possibility of achieving carrier densities in the active layer exceeding the doping level of the injector layers (the superinjection effect); thus, low-

doped injectors can be used and the optical losses are significantly decreased compared to those in early homostructure lasers, which were by necessity highly doped. Second, as narrowband materials tend to have a higher refractive index, the electronic confinement is accompanied by the *optical* confinement, with an epitaxially determined waveguide formed in the transverse direction (perpendicular to the plane of the epitaxial layers). In the simplest version of a double heterostructure, the active layer doubles as the waveguide core; most structures currently used, including quantum dot (QD) lasers, use a *separate confinement* arrangement whereby the relatively thin active layer is embedded in the broader *optical confinement layer* (made of a broader bandgap material to localize the carriers in the active layer), which, in its turn, is sandwiched between two cladding (p- and n-emitter) layers. These have a still broader bandgap and thus, importantly, a lower refractive index than that of the optical confinement layer to provide the optical confinement/waveguiding.

The enhanced electronic and optical confinement (localization) in the double heterostructure drastically improved the operational characteristics of laser diodes, in particular the threshold current density (current per unit area) J_{th} , which decreased by as much as two orders of magnitude.

Another revolution followed when it was realized that the confinement of electrons to lower dimensional semiconductor structures translates into completely new optoelectronic properties, compared to bulk semiconductors. The obvious can therefore be asked: how small should this confinement be? To answer this question, one should recall the concept of the de Broglie

wavelength of thermalized electrons λ_B , as shown in [Equation \(1.1\)](#):

$$(1.1) \quad \lambda_B = \frac{h}{p} = \frac{h}{\sqrt{2m^*E}},$$

where h is Planck's constant, p is the electron momentum, m^* is the electron effective mass, and E is the energy.

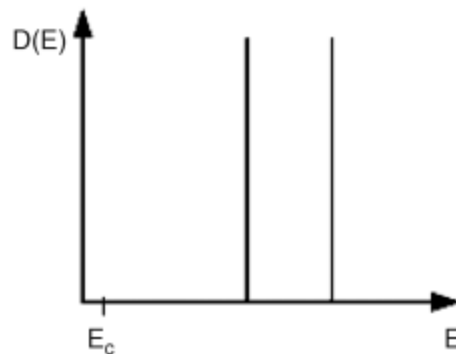
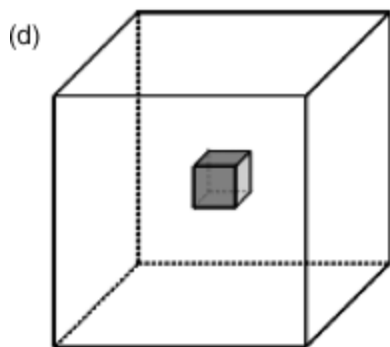
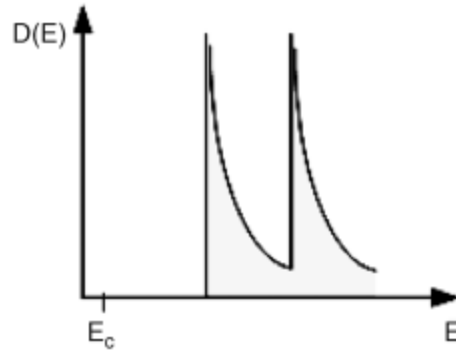
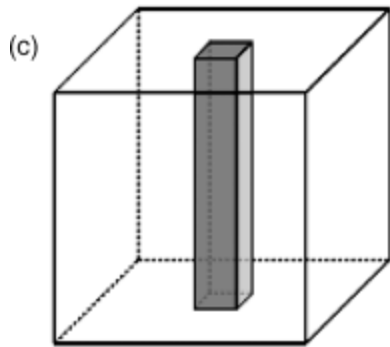
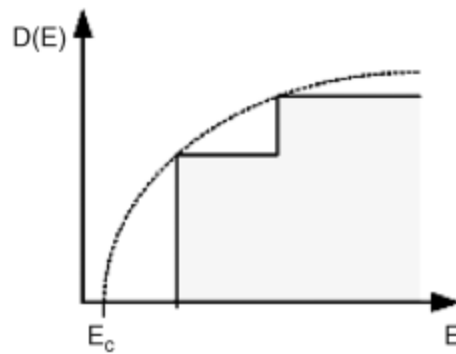
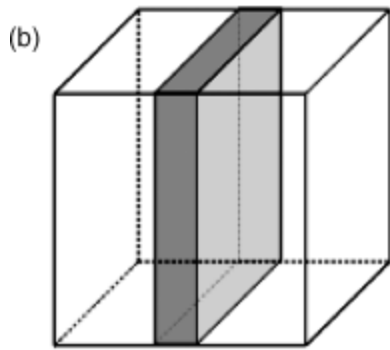
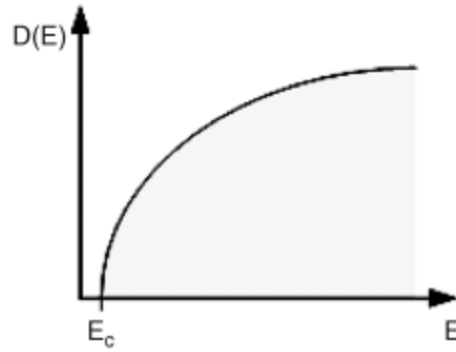
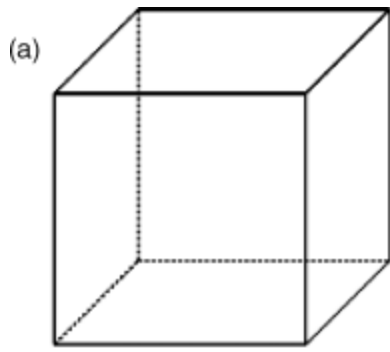
In the case of III-V compound semiconductors (such as the AlGaAs and InGaAsP material systems), λ_B is typically on the order of tens of nanometers for carriers with typical thermal energies [16]. Therefore, if one of the dimensions of a semiconductor is comparable to, or less than λ_B , the electrons will be confined to two dimensions and so the energy-momentum relations will dramatically change because quantization effects start to take place in one of the dimensions. This is the case for charge carriers in a quantum well (QW) structure, which have been intensively studied since the 1970s and are now prevalent in semiconductor lasers and, to a lesser degree, in amplifiers.

The next stage in reducing dimensionality in a semiconductor active medium is the quantum wire (QWR), which is a one-dimensional confined structure in the sense that the carrier movement is free in one dimension and confined in two others. Quantum wires can be fabricated by direct lithographic methods, but possibly the most important one-dimensionally confined structure from the laser device perspective is the quantum dash (QDH) structure considered in more detail below.

Finally, a quantum dot is a nanostructure in which the electron and hole movement is confined in all the three dimensions. Quantum dots are thus tiny clusters of semiconductor material having all three dimensions of only a few nanometers.

The spatial confinement of the carriers in lower dimensional semiconductors leads to dramatically different energy-momentum relations in the directions of confinement, which results in completely new density of states, compared to the bulk case, as depicted in [Figure 1.1](#).

[Figure 1.1](#) (*Right*) Schematic morphology and (*left*) density of states for charge carriers in semiconductor structures with different dimensionalities: (a) bulk, (b) quantum well, (c) quantum wire, and (d) quantum dot.



As dimensionality decreases, the density of states is no longer continuous or quasi-continuous but becomes quantized. In the case of quantum dots, the charge

carriers occupy only a restricted set of energy levels rather like the electrons in an atom, and for this reason, quantum dots are sometimes referred to as “artificial atoms.” It is important to stress, however, that QDs actually contain hundreds of thousands of atoms.

For a given energy range, the number of carriers necessary to fill out these states reduces substantially as the dimensionality decreases, which implies that it becomes easier to achieve transparency and, eventually, the inversion of population needed to achieve optical gain and thus laser operation – with the resulting reduction of the threshold current density J_{th} of a laser. In fact, the reduction in J_{th} has been quite spectacular over the years, with sudden jumps whenever the dimensionality is decreased [15]. Low-dimensional lasers also exhibit reduced temperature sensitivity of J_{th} , and in the case of quantum dots, an infinite characteristic temperature has even been predicted.

The implications of a quantized density of states for QDs are immense and were identified as early as 1976 when a QD laser was first proposed [17]. A subsequent theoretical treatment was published in 1982 [18] in which it was predicted that the ideal three-dimensional localization of carriers would translate into a low-threshold, temperature-insensitive, and single-frequency laser. The latter two predictions relied, however, on the assumption of the dots being nearly identical and this having almost the same energy level separation (weak inhomogeneous broadening). While realization of such QD systems may yet become possible in future, all the dot structures grown so far have a significant size (and possibly composition) dispersion, leading to a significant inhomogeneous broadening of the emission line. Thus, some of the initial expectations from QD laser, such as the single-frequency lasing, had to be revised, while

others, such as application for ultrafast optoelectronics, became more feasible. This will be discussed in more detail in Chapter 2, which will present a summary of quantum dot theory concentrating on the areas of interest to the subject of short pulse generation and amplification.

1.2 Material Systems Used

A variety of materials have been used in the past in the fabrication of quantum dots. In the following sections, we will describe the main QD material systems that have shown particular promise for ultrafast optoelectronic applications.

1.2.1 III-V Epitaxially Grown Quantum Dots

Since the pioneering work reported in 1985 [19], where the formation of InAs clusters in a GaAs matrix was demonstrated, a number of groups have synthesized and studied self-organized QD structures in a range of distinctive systems [20]. One of such groups of materials is based on III-V QDs, epitaxially grown on a semiconductor substrate. To date, the most promising results have been achieved through the spontaneous formation of three-dimensional islands during strained layer epitaxial growth - a process known as the Stranski-Krastanov mechanism. In this process, when a film is epitaxially grown over a substrate, the initial growth occurs layer by layer, but beyond a certain critical thickness, three-dimensional islands begin to form - the quantum dots. A continuous film, of quantum well thickness and usually assumed to have quantum well properties, lies underneath the dots and is called the

wetting layer. A crucial requirement of this technique is that the lattice constant of the deposited material is larger than that of the substrate, so that the additional strain leads to the formation of clusters. This is the case of an InAs film (lattice constant of 6.06 Å) on a GaAs substrate (lattice constant of 5.64 Å) or on an InP substrate (lattice constant of 5.87 Å). Many different systems can be grown using this technique and these are not limited to group III-V constituents.

Despite being an extremely complex process, the Stranski-Krastanov mode is now widely used in the self-assembly of quantum dots. Epitaxial quantum dot materials can be grown using molecular beam epitaxy (MBE) and metal organic chemical vapor deposition (MOCVD). These techniques have been extensively used in the past decades to grow QW materials and therefore the growth of QDs benefited immensely from well-established procedures. This aspect is also advantageous for commercialization, as manufacturers do not need to invest in new epitaxy equipment to fabricate these structures.


Stranski-Krastanov-grown quantum dots typically have a pyramidal shape, with a base of 15–20 nm and a height of the order of ~5 nm (it is possible that after overgrowth, this shape is modified). At present, the densities of quantum dots lie typically between 10^9 and 10^{12} cm⁻². The relatively sparse distribution of quantum dots results in a low value of gain. Thus, the levels of gain and optical confinement provided by a single layer of quantum dots may not be enough for the optimal performance of a laser. To circumvent this problem, quantum dot structures are routinely grown in stacks that allows an increase in the modal gain without increasing the internal optical mode loss [21]. Further optical confinement is enabled through the embedding of QD arrays within layers of

higher refractive index and bandgap energy, therefore forming a heterostructure.

[Figure 1.2a and b](#) [22] shows a surface view of a system of self-organized QDs and a side view of a stack of three QD layers, respectively, to give an idea of dimensions, distances, and shapes of typical self-organized QDs in a practical device structure. In this case, the dot density in each layer is around $4 \times 10^{10} \text{ cm}^{-2}$, with the lateral size of QDs of 15–18 nm. The apparent dot bases are almost square shaped and oriented along the $\langle 100 \rangle$ direction in the crystal, with a slight elongation along one of the $\langle 110 \rangle$ directions. Note also that the average size of the dots appears to increase from layer to layer, contributing to the inhomogeneous broadening as discussed below.

Figure 1.2 Scanning electron microscope image of a plan view (a) and side view (b) of a system of three-stacked QDs in a laser structure.

Courtesy of D. Livshits, Innolume GmbH.



Materials based on InGaAs/InAs dots grown on a GaAs substrate have been investigated quite comprehensively in the past few years because their emission wavelengths can not only be tuned between 1.0 and 1.3 μm but can also be extended to 1.55 μm [20], through careful

adjustment of the growth conditions. InGaAs/InAs QDs grown on InP substrate emit in the 1.4–1.9 μm wavelength range, thus enabling easy access to the optical communications band around 1.55 μm .

Epitaxially grown QD materials have been successfully deployed in the form of lasers, amplifiers, and saturable absorbers – and as such, they hold great promise for a complete optoelectronic integration of an array of distinct devices on the same wafer.

1.2.2 QD-Doped Glasses

QD-doped glasses represent the second key group of quantum dot materials that are of significant interest in ultrafast physics. These materials consist of semiconductor nanoparticles (such as PbS, PbSe, and CdTe) incorporated into a variety of transparent dielectric matrices, with excitonic absorption peaks in the spectral range of about 0.5–2.5 μm [23–25]. One of the main advantages of QD-doped glasses is that they are much cheaper and easier to produce than their epitaxially grown counterparts. QD-doped glasses have not yet realized their full potential as gain media in that efficient laser emission has not been observed to date. Moreover, they are not yet practical within the context of fabricated electrically injected devices. This material system is thus being investigated mainly as an absorber medium. QD-doped glasses have, in fact, been successfully used as ultrafast saturable absorbers and optical switches because they exhibit similar ultrafast properties to III–V QDs in heterostructures.


1.2.3 Quantum Dashes

Quantum dashes are often mentioned alongside quantum dots and are produced in a similar technological process,

typically by growing InAs (notionally a few monolayers) on top of thin AlGaInAs/InP layers - such QDHs emit in the 1.55 μm wavelength band. However, the energy structure of quantum dashes is very different from those of quantum dots. Like QDs, QDHs have a vertical dimension of the order of 3-4 nm and a lateral dimension of 10-20 nm. However, unlike a QD, a QDH is elongated in the other lateral dimension, its typical length being on the order of fractions of a micron, which is considerably larger than the electron and hole de Broglie wavelengths. Therefore, two of the three components of the carrier wave vector in a QDH are quantized, but the third one is quasi-continuous, meaning that instead of discrete energy levels, like QDs, a single QDH has quasi-continuous energy bands for both electrons and holes, like bulk and QW materials, although the density of states for electrons and holes has sharp peaks, reminiscent of the delta functions of QDs. In theoretical models, the properties of QDHs are quite well described [26] as similar to those of quantum wire assemblies with fluctuating transverse/lateral dimensions. This approach is not absolutely accurate because, unlike quantum wires, QDHs are self-assembled with a high density (hence there is a possibility of tunneling between them), and their geometry is more irregular than that of ideal quantum wires (an example is shown in [Figure 1.3](#)), but it has been shown in several papers that this irregularity does not significantly affect the QDH properties [26].

Figure 1.3 Scanning electron microscope image of a plan view of a sample of nonovergrown InAs quantum dashes.

Reproduced with permission from Ref. [26].



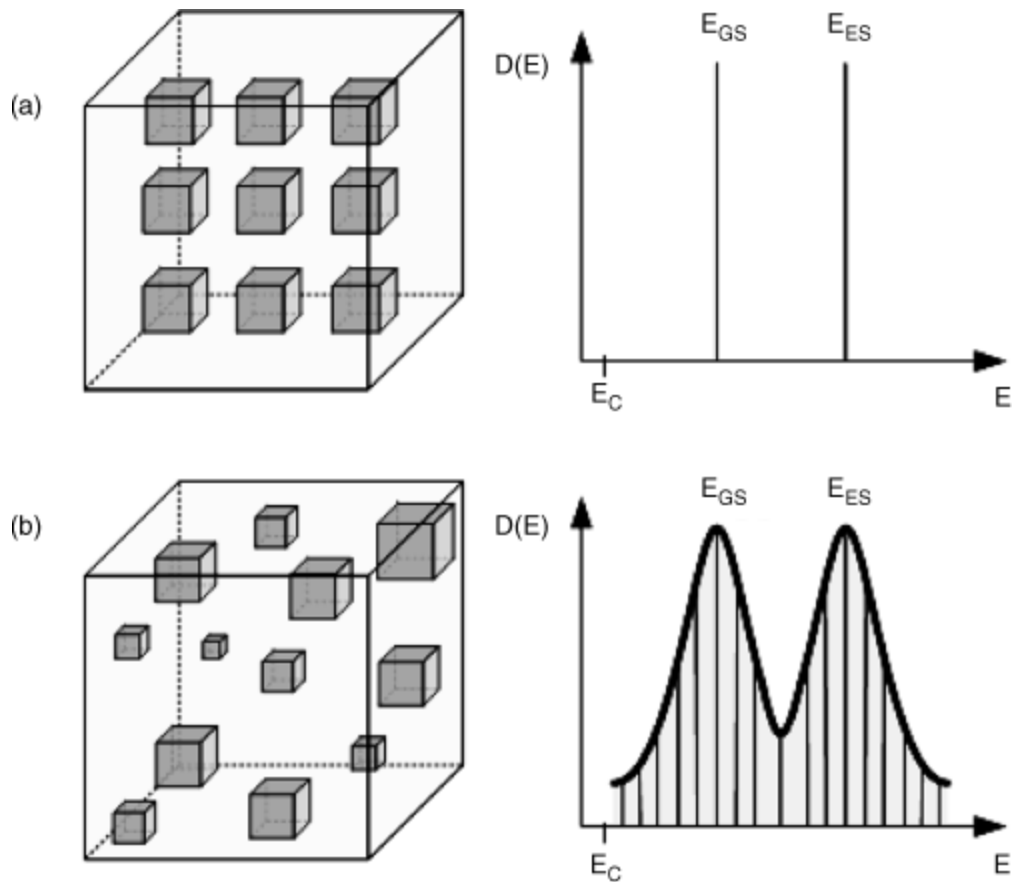
1.3 Quantum Dots: Distinctive Properties for Ultrafast Devices

1.3.1 Inhomogeneous Broadening

The main motivation behind the idea of a QD laser was to conceive a design for a low-threshold, single-frequency, and temperature-insensitive laser given the quantum nature of the density of states. Interestingly, practical devices exhibit the predicted outstandingly low thresholds [27, 28], but the spectral bandwidths of such lasers are significantly broader than those of conventional quantum well lasers [29]. This characteristic is attributable to *inhomogeneous broadening* with its dependence on the dot size distributions. Indeed, because of their self-organized growth, QDs exhibit a Gaussian distribution of sizes, with a corresponding, nearly Gaussian in the first approximation, distribution of emission frequencies. Also, fluctuations in the elastic

strain in different parts of the wafer will affect the level of energy [30]. The effects of inhomogeneous broadening on the density of states are schematically illustrated in [Figure 1.4](#). The recent results from a number of research groups, including our own, indicate that because of this specific characteristic these structures could be designed to offer some advantages in ultrafast science and technology. This is because a very wide bandwidth is available for the generation, propagation, and amplification of ultrashort pulses, which can be tuned across a broad spectral latitude. Moreover, well-established growth technologies for such structures allow this broadening to be controlled and tailored by selecting QD layers with suitable size distributions [31, 32]. However, to date, only a small fraction of these possibilities have been realized, and optical pulses generated by quantum dot sources are one to two orders of magnitude longer than the inverse width of the inhomogeneously broadened gain spectrum. It is also important to stress that a highly inhomogeneously broadened gain also encompasses a number of disadvantages because it partially defeats the purpose of a reduced dimensionality, by broadening the density of states. Indeed, the fluctuation in the size of the QDs increases the transparency current and reduces the modal and differential gain [33, 34].

[Figure 1.4](#) (*Right*) Schematic morphology and (*left*) density of states for charge carriers in (a) an ideal quantum dot system and (b) a real quantum dot system, where inhomogeneous broadening is illustrated.



As for epitaxially grown QD layers, it has been shown that the variation in the dot size in QD-doped glasses leads to a change in the spectral location of the first excitonic absorption peak, giving a possibility of continuous absorption tuning to a substantial spectral extent [35].

1.3.2 Ultrafast Carrier Dynamics

In the initial studies of QD-based materials, it was thought that their charge carrier dynamics would be significantly slower than those of quantum well materials due to a phonon bottleneck effect [36, 37]. This effect was predicted on the basis that due to the discrete energy levels, electrons would not be able to relax via phonon interaction because it would not be possible to match the phonon energy; this expected limitation