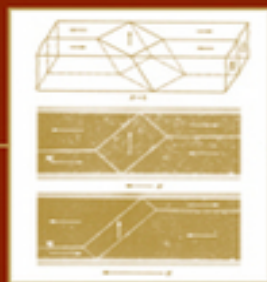
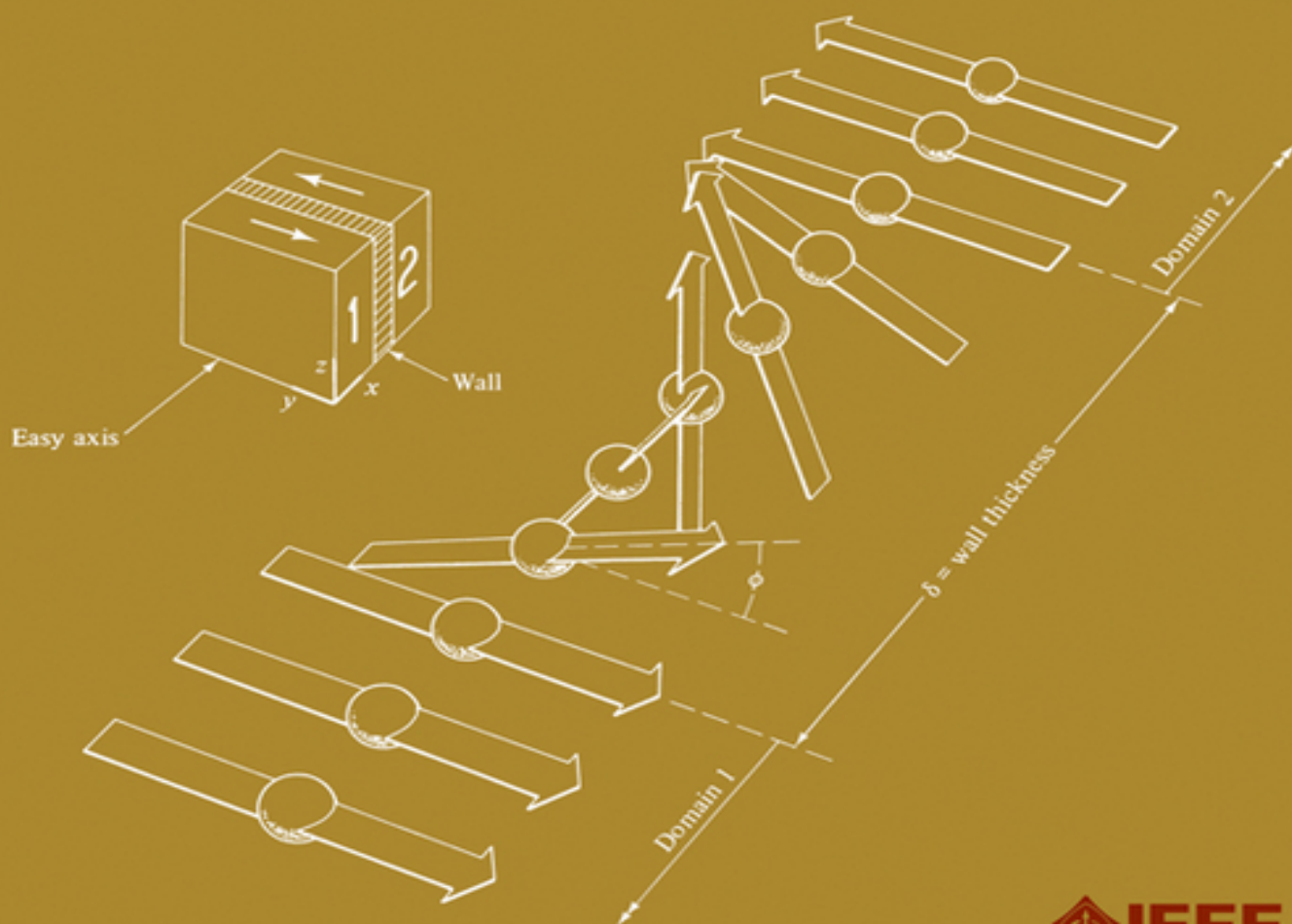


INTRODUCTION TO MAGNETIC MATERIALS

Second Edition



B. D. Cullity • C. D. Graham



CONTENTS

PREFACE TO THE FIRST EDITION

PREFACE TO THE SECOND EDITION

1 DEFINITIONS AND UNITS

1.1 Introduction

1.2 The cgs-emu System of Units

1.3 Magnetic Moment

1.4 Intensity of Magnetization

1.5 Magnetic Dipoles

1.6 Magnetic Effects of Currents

1.7 Magnetic Materials

1.8 SI Units

1.9 Magnetization Curves and Hysteresis Loops

2 EXPERIMENTAL METHODS

2.1 Introduction

2.2 Field Production By Solenoids

2.3 Field Production by Electromagnets

2.4 Field Production by Permanent Magnets

2.5 Measurement of Field Strength

2.6 Magnetic Measurements in Closed Circuits

2.7 Demagnetizing Fields

2.8 Magnetic Shielding

2.9 Demagnetizing Factors

2.10 Magnetic Measurements in Open Circuits

2.11 Instruments for Measuring Magnetization

2.12 Magnetic Circuits and Permeameters

2.13 Susceptibility Measurements Problems

3 DIAMAGNETISM AND PARAMAGNETISM

3.1 Introduction

3.2 Magnetic Moments of Electrons

3.3 Magnetic Moments of Atoms

3.4 Theory of Diamagnetism

3.5 Diamagnetic Substances

3.6 Classical Theory of Paramagnetism

3.7 Quantum Theory of Paramagnetism

3.8 Paramagnetic Substances

4 FERROMAGNETISM

4.1 Introduction

4.2 Molecular Field Theory

4.3 Exchange Forces

4.4 Band Theory

4.5 Ferromagnetic Alloys

4.6 Thermal Effects

4.7 Theories of Ferromagnetism

4.8 Magnetic Analysis Problems

5 ANTIFERROMAGNETISM

5.1 Introduction

5.2 Molecular Field Theory

5.3 Neutron Diffraction

5.4 Rare Earths

5.5 Antiferromagnetic Alloys Problems

6 FERRIMAGNETISM

6.1 Introduction

6.2 Structure of Cubic Ferrites

6.3 Saturation Magnetization

6.4 Molecular Field Theory

6.5 Hexagonal Ferrites

6.6 Other Ferrimagnetic Substances

6.7 Summary: Kinds of Magnetism Problems

7 MAGNETIC ANISOTROPY

7.1 Introduction

7.2 Anisotropy in Cubic Crystals

7.3 Anisotropy in Hexagonal Crystals

7.4 Physical Origin of Crystal Anisotropy

7.5 Anisotropy Measurement

7.6 Anisotropy Measurement (from Magnetization Curves)

7.7 Anisotropy Constants

7.8 Polycrystalline Materials

7.9 Anisotropy in Antiferromagnetics

7.10 Shape Anisotropy

7.11 Mixed Anisotropies Problems

8 MAGNETOSTRICTION AND THE EFFECTS OF STRESS

8.1 Introduction

8.2 Magnetostriction of Single Crystals

8.3 Magnetostriction of Polycrystals

8.4 Physical Origin of Magnetostriction

8.5 Effect of Stress on Magnetic Properties

8.6 Effect of Stress on Magnetostriction

8.7 Applications of Magnetostriction

8.8 ΔE Effect

8.9 Magnetoresistance Problems

9 DOMAINS AND THE MAGNETIZATION PROCESS

9.1 Introduction

9.2 Domain Wall Structure

9.3 Domain Wall Observation

9.4 Magnetostatic Energy and Domain Structure

9.5 Single-Domain Particles

9.6 Micromagnetics

9.7 Domain Wall Motion

9.8 Hindrances to Wall Motion (Inclusions)

9.9 Residual Stress

9.10 Hindrances to Wall Motion (Microstress)

9.11 Hindrances to Wall Motion (General)

- [9.12 Magnetization by Rotation](#)
- [9.13 Magnetization in Low Fields](#)
- [9.14 Magnetization in High Fields](#)
- [9.15 Shapes of Hysteresis Loops](#)
- [9.16 Effect of Plastic Deformation \(Cold Work\) Problems](#)

[10 INDUCED MAGNETIC ANISOTROPY](#)

- [10.1 Introduction](#)
- [10.2 Magnetic Annealing \(Substitutional Solid Solutions\)](#)
- [10.3 Magnetic Annealing \(Interstitial Solid Solutions\)](#)
- [10.4 Stress Annealing](#)
- [10.5 Plastic Deformation \(Alloys\)](#)
- [10.6 Plastic Deformation \(Pure Metals\)](#)
- [10.7 Magnetic Irradiation](#)
- [10.8 Summary of Anisotropies](#)

[11 FINE PARTICLES AND THIN FILMS](#)

- [11.1 Introduction](#)
- [11.2 Single-Domain vs Multi-Domain Behavior](#)
- [11.3 Coercivity of Fine Particles](#)
- [11.4 Magnetization Reversal by Spin Rotation](#)
- [11.5 Magnetization Reversal by Wall Motion](#)
- [11.6 Superparamagnetism in Fine Particles](#)
- [11.7 Superparamagnetism in Alloys](#)
- [11.8 Exchange Anisotropy](#)

11.9 Preparation and Structure of Thin Films

11.10 Induced Anisotropy in Films

11.11 Domain Walls in Films

11.12 Domains in Films Problems

12 MAGNETIZATION DYNAMICS

12.1 Introduction

12.2 Eddy Currents

12.3 Domain Wall Velocity

12.4 Switching in Thin Films

12.5 Time Effects

12.6 Magnetic Damping

12.7 Magnetic Resonance

13 Soft Magnetic Materials

13.1 Introduction

13.2 Eddy Currents

13.3 Losses in Electrical Machines

13.4 Electrical Steel

13.5 Special Alloys

13.6 Soft Ferrites Problems

14 HARD MAGNETIC MATERIALS

14.1 Introduction

14.2 Operation of Permanent Magnets

14.3 Magnet Steels

14.4 Alnico

14.5 Barium and Strontium Ferrite

14.6 Rare Earth Magnets

14.7 Exchange-Spring Magnets

14.8 Nitride Magnets

14.9 Ductile Permanent Magnets

14.10 Artificial Single Domain Particle Magnets (Lodex)

14.11 Bonded Magnets

14.12 Magnet Stability

14.13 Summary of Magnetically Hard Materials

14.14 Applications

15 MAGNETIC MATERIALS FOR RECORDING AND COMPUTERS

15.1 Introduction

15.2 Magnetic Recording

15.3 Principles of Magnetic Recording

15.4 Magnetic Digital Recording

15.5 Perpendicular Recording

15.6 Possible Future Developments

15.7 Magneto-Optic Recording

15.8 Magnetic Memory

16 MAGNETIC PROPERTIES OF SUPERCONDUCTORS

16.1 Introduction

16.2 Type I Superconductors

16.3 Type II Superconductors

16.4 Susceptibility Measurements

16.5 Demagnetizing Effects

APPENDIX 1: DIPOLE FIELDS AND ENERGIES

APPENDIX 2: DATA ON FERROMAGNETIC ELEMENTS

APPENDIX 3: CONVERSION OF UNITS

APPENDIX 4: PHYSICAL CONSTANTS

INDEX

INTRODUCTION TO MAGNETIC MATERIALS

Second Edition

B. D. CULLITY

University of Notre Dame

C. D. GRAHAM

University of Pennsylvania

 **IEEE PRESS**

 **WILEY**

A JOHN WILEY & SONS, INC., PUBLICATION

Copyright © 2009 by the Institute of Electrical and
Electronics Engineers, Inc.

Published by John Wiley © Sons, Inc., Hoboken, New Jersey.
All rights reserved.

Published simultaneously in Canada

No part of this publication may be reproduced, stored in a retrieval system, or transmitted in any form or by any means, electronic, mechanical, photocopying, recording, scanning, or otherwise, except as permitted under Section 107 or 108 of the 1976 United States Copyright Act, without either the prior written permission of the Publisher, or authorization through payment of the appropriate per-copy fee to the Copyright Clearance Center, Inc., 222 Rosewood Drive, Danvers, MA 01923, (978) 750-8400, fax (978) 750-4470, or on the web at www.copyright.com. Requests to the Publisher for permission should be addressed to the Permissions Department, John Wiley & Sons, Inc., 111 River Street, Hoboken, NJ 07030, (201) 748-6011, fax (201) 748-6008, or online at <http://www.wiley.com/go/permission>.

Limit of Liability/Disclaimer of Warranty: While the publisher and author have used their best efforts in preparing this book, they make no representations or warranties with respect to the accuracy or completeness of the contents of this book and specifically disclaim any implied warranties of merchantability or fitness for a particular purpose. No warranty may be created or extended by sales representatives or written sales materials. The advice and strategies contained herein may not be suitable for your situation. You should consult with a professional where appropriate. Neither the publisher nor author shall be liable for any loss of profit or any other commercial damages, including but not limited to special, incidental, consequential, or other damages.

For general information on our other products and services or for technical support, please contact our Customer Care Department within the United States at (800) 762-2974, outside the United States at (317) 572-3993 or fax (317) 572-4002.

Wiley also publishes its books in a variety of electronic formats. Some content that appears in print may not be available in electronic formats. For more information about Wiley products, visit our web site at www.wiley.com.

Library of Congress Cataloging-in-Publication Data is available:

ISBN 978-0-471-47741-9

PREFACE TO THE FIRST EDITION

Take a pocket compass, place it on a table, and watch the needle. It will jiggle around, oscillate, and finally come to rest, pointing more or less north. Therein lie two mysteries. The first is the origin of the earth's magnetic field, which directs the needle. The second is the origin of the magnetism of the needle, which allows it to be directed. This book is about the second mystery, and a mystery indeed it is, for although a great deal is known about magnetism in general, and about the magnetism of iron in particular, it is still impossible to predict from first principles that iron is strongly magnetic.

This book is for the beginner. By that I mean a senior or first-year graduate student in engineering, who has had only the usual undergraduate courses in physics and materials science taken by all engineers, or anyone else with a similar background. No knowledge of magnetism itself is assumed.

People who become interested in magnetism usually bring quite different backgrounds to their study of the subject. They are metallurgists and physicists, electrical engineers and chemists, geologists and ceramists. Each one has a different amount of knowledge of such fundamentals as atomic theory, crystallography, electric circuits, and crystal chemistry. I have tried to write understandably for all groups. Thus some portions of the book will be extremely elementary for most readers, but not the same portions for all readers.

Despite the popularity of the *mks* system of units in electricity, the overwhelming majority of magneticians still speak the language of the *cgs* system, both in the laboratory and in the plant. The student must learn that language sooner or later. This book is therefore written in the *cgs* system.

The beginner in magnetism is bewildered by a host of strange units and even stranger measurements. The subject is often presented on too theoretical a level, with the result that the student has no real physical understanding of the various quantities involved, simply because he has no clear idea of how these quantities are measured. For this reason methods of measurement are stressed throughout the book. All of the second chapter is devoted to the most common methods, while more specialized techniques are described in appropriate later chapters.

The book is divided into four parts:

1. Units and measurements.
2. Kinds of magnetism, or the difference, for example, between a ferromagnetic and a paramagnetic.
3. Phenomena in strongly magnetic substances, such as anisotropy and magnetostriction.
4. Commercial magnetic materials and their applications.

The references, selected from the enormous literature of magnetism, are mainly of two kinds, review papers and classic papers, together with other references required to buttress particular statements in the text. In addition, a list of books is given, together with brief indications of the kind of material that each contains.

Magnetism has its roots in antiquity. No one knows when the first lodestone, a natural oxide of iron magnetized by a bolt of lightning, was picked up and found to attract bits of other lodestones or pieces of iron. It was a subject bound to attract the superstitious, and it did. In the sixteenth century Gilbert began to formulate some clear principles.

In the late nineteenth and early twentieth centuries came the really great contributions of Curie, Langevin, and Weiss, made over a span of scarcely more than ten years. For the next forty years the study of magnetism can be said to have languished, except for the work of a few devotees who

found in the subject that fascinations so eloquently described by the late Professor E. C. Stoner:

The rich diversity of ferromagnetic phenomena, the perennial challenge to skill in experiment and to physical insight in coordinating the results, the vast range of actual and possible applications of ferromagnetic materials, and the fundamental character of the essential theoretical problems raised have all combined to give ferromagnetism a width of interest which contrasts strongly with the apparent narrowness of its subject matter, namely, certain particular properties of a very limited number of substances.

Then, with the end of World War II, came a great revival of interest, and the study of magnetism has never been livelier than it is today. This renewed interest came mainly from three developments:

1. *A new material.* An entirely new class of magnetic materials, the ferrites, was developed, explained, and put to use.
2. *A new tool.* Neutron diffraction, which enables us to “see” the magnetic moments of individual atoms, has given new depth to the field of magnetochemistry.
3. *A new application.* The rise of computers, in which magnetic devices play an essential role, has spurred research on both old and new magnetic materials.

And all this was aided by a better understanding, gained about the same time, of magnetic domains and how they behave.

In writing this book, two thoughts have occurred to me again and again. The first is that magnetism is peculiarly a hidden subject, in the sense that it is all around us, part of our daily lives, and yet most people, including engineers, are unaware or have forgotten that their lives would be utterly different without magnetism. There would be no electric power as we know it, no electric motors, no radio,

no TV. If electricity and magnetism are sister sciences, then magnetism is surely the poor relation. The second point concerns the curious reversal, in the United States, of the usual roles of university and industrial laboratories in the area of magnetic research. While Americans have made sizable contributions to the international pool of knowledge of magnetic materials, virtually all of these contributions have come from industry. This is not true of other countries or other subjects. I do not pretend to know the reason for this imbalance, but it would certainly seem to be time for the universities to do their share.

Most technical books, unless written by an authority in the field, are the result of a collaborative effort, and I have had many collaborators. Many people in industry have given freely from their fund of special knowledge and experiences. Many others have kindly given me original photographs. The following have critically read portions of the book or have otherwise helped me with difficult points: Charles W. Allen, Joseph J. Becker, Ami E. Berkowitz, David Cohen, N. F. Fiore, C. D. Graham, Jr., Robert G. Hayes, Eugene W. Henry, Conyers Herring, Gerald L. Jones, Fred E. Luborsky, Walter C. Miller, R. Pauthenet, and E. P. Wohlfarth. To these and all others who have aided in my magnetic education, my best thanks.

B. D. C.

Notre Dame, Indiana
February 1972

PREFACE TO THE SECOND EDITION

B. D. (Barney) Cullity (1917–1978) was a gifted writer on technical topics. He could present complicated subjects in a clear, coherent, concise way that made his books popular with students and teachers alike. His first book, on X-ray diffraction, taught the elements of crystallography and structure and X-rays to generations of metallurgists. It was first published in 1967, with a second edition in 1978 and a third updated version in 2001, by Stuart R. Stock. His book on magnetic materials appeared in 1972 and was similarly successful; it remained in print for many years and was widely used as an introduction to the subjects of magnetism, magnetic measurements, and magnetic materials.

The Magnetics Society of the Institute of Electrical and Electronic Engineers (IEEE) has for a number of years sponsored the reprinting of classic books and papers in the field of magnetism, including perhaps most notably the reprinting in 1993 of R. M. Bozorth's monumental book *Ferromagnetism*, first published in 1952. Cullity's *Introduction to Magnetic Materials* was another candidate for reprinting, but after some debate it was decided to encourage the production of a revised and updated edition instead. I had for many years entertained the notion of making such a revision, and volunteered for the job. It has taken considerably longer than I anticipated, and I have in the end made fewer changes than might have been expected.

Cullity wrote explicitly for the beginner in magnetism, for an undergraduate student or beginning graduate student with no prior exposure to the subject and with only a general undergraduate knowledge of chemistry, physics, and mathematics. He emphasized measurements and

materials, especially materials of engineering importance. His treatment of quantum phenomena is elementary. I have followed the original text quite closely in organization and approach, and have left substantial portions largely unchanged. The major changes include the following:

1. I have used both cgs and SI units throughout, where Cullity chose cgs only. Using both undoubtedly makes for a certain clumsiness and repetition, but if (as I hope) the book remains useful for as many years as the original, SI units will be increasingly important.
2. The treatment of measurements has been considerably revised. The ballistic galvanometer and the moving-coil fluxmeter have been compressed into a single sentence. The electronic integrator appears, along with the alternating-gradient magnetometer, the SQUID, and the use of computers for data collection. No big surprises here.
3. There is a new chapter on magnetic materials for use in computers, and a brief chapter on the magnetic behavior of superconductors.
4. Amorphous magnetic alloys and rare-earth permanent magnets appear, the treatment of domain-wall structure and energy is expanded, and some work on the effect of mechanical stresses on domain wall motion (a topic of special interest to Cullity) has been dropped.

I considered various ways to deal with quantum mechanics. As noted above, Cullity's treatment is sketchy, and little use is made of quantum phenomena in most of the book. One possibility was simply to drop the subject entirely, and stick to classical physics. The idea of expanding the treatment was quickly dropped. Apart from my personal limitations, I do not believe it is possible to embed a useful textbook on quantum mechanics as a chapter or two in a book that deals mainly with other subjects. In the end, I pretty much stuck with Cullity's original. It gives some feeling for the subject, without pretending to be rigorous or detailed.

References

All technical book authors, including Cullity in 1972, bemoan the vastness of the technical literature and the impossibility of keeping up with even a fraction of it. In working closely with the book over several years, I became conscious of the fact that it has remained useful even as its many references became obsolete. I also convinced myself that readers of the revised edition will fall mainly into two categories: beginners, who will not need or desire to go beyond what appears in the text; and more advanced students and research workers, who will have easy access to computerized literature searches that will give them up-to-date information on topics of interest rather than the aging references in an aging text. So most of the references have been dropped. Those that remain appear embedded in the text, and are to old original work, or to special sources of information on specific topics, or to recent (in 2007) textbooks. No doubt this decision will disappoint some readers, and perhaps it is simply a manifestation of authorial cowardice, but I felt it was the only practical way to proceed.

I would like to express my thanks to Ron Goldfarb and his colleagues at the National Institute of Science and Technology in Boulder, Colorado, for reading and criticizing the individual chapters. I have adopted most of their suggestions.

C. D. GRAHAM

Philadelphia, Pennsylvania
May 2008

CHAPTER 1

DEFINITIONS AND UNITS

1.1 INTRODUCTION

The story of magnetism begins with a mineral called magnetite (Fe_3O_4), the first magnetic material known to man. Its early history is obscure, but its power of attracting iron was certainly known 2500 years ago. Magnetite is widely distributed. In the ancient world the most plentiful deposits occurred in the district of Magnesia, in what is now modern Turkey, and our word magnet is derived from a similar Greek word, said to come from the name of this district. It was also known to the Greeks that a piece of iron would itself become magnetic if it were touched, or, better, rubbed with magnetite.

Later on, but at an unknown date, it was found that a properly shaped piece of magnetite, if supported so as to float on water, would turn until it pointed approximately north and south. So would a pivoted iron needle, if previously rubbed with magnetite. Thus was the mariner's compass born. This north-pointing property of magnetite accounts for the old English word lodestone for this substance; it means "waystone," because it points the way.

The first truly scientific study of magnetism was made by the Englishman William Gilbert (1540-1603), who published his classic book *On the Magnet* in 1600. He experimented with lodestones and iron magnets, formed a clear picture of the Earth's magnetic field, and cleared away many superstitions that had clouded the subject. For more than a century and a half after Gilbert, no discoveries of any

fundamental importance were made, although there were many practical improvements in the manufacture of magnets. Thus, in the eighteenth century, compound steel magnets were made, composed of many magnetized steel strips fastened together, which could lift 28 times their own weight of iron. This is all the more remarkable when we realize that there was only one way of making magnets at that time: the iron or steel had to be rubbed with a lodestone, or with another magnet which in turn had been rubbed with a lodestone. There was no other way until the first electromagnet was made in 1825, following the great discovery made in 1820 by Hans Christian Oersted (1775-1851) that an electric current produces a magnetic field. Research on magnetic materials can be said to date from the invention of the electromagnet, which made available much more powerful fields than those produced by lodestones, or magnets made from them.

In this book we shall consider basic magnetic quantities and the units in which they are expressed, ways of making magnetic measurements, theories of magnetism, magnetic behavior of materials, and, finally, the properties of commercially important magnetic materials. The study of this subject is complicated by the existence of two different systems of units: the *SI (International System)* or *mks*, and the *cgs* (electromagnetic or *emu*) systems. The SI system, currently taught in all physics courses, is standard for scientific work throughout the world. It has not, however, been enthusiastically accepted by workers in magnetism. Although both systems describe the same physical reality, they start from somewhat different ways of visualizing that reality. As a consequence, converting from one system to the other sometimes involves more than multiplication by a simple numerical factor. In addition, the designers of the SI system left open the possibility of expressing some

magnetic quantities in more than one way, which has not helped in speeding its adoption.

The SI system has a clear advantage when electrical and magnetic behavior must be considered together, as when dealing with electric currents generated inside a material by magnetic effects (eddy currents). Combining electromagnetic and electrostatic *cgs* units gets very messy, whereas using SI it is straightforward.

At present (early twenty-first century), the SI system is widely used in Europe, especially for soft magnetic materials (i.e., materials other than permanent magnets). In the USA and Japan, the *cgs-emu* system is still used by the majority of research workers, although the use of SI is slowly increasing. Both systems are found in reference works, research papers, materials and instrument specifications, so this book will use both sets of units. In Chapter 1, the basic equations of each system will be developed sequentially; in subsequent chapters the two systems will be used in parallel. However, not every equation or numerical value will be duplicated; the aim is to provide conversions in cases where they are not obvious or where they are needed for clarity.

Many of the equations in this introductory chapter and the next are stated without proof because their derivations can be found in most physics textbooks.

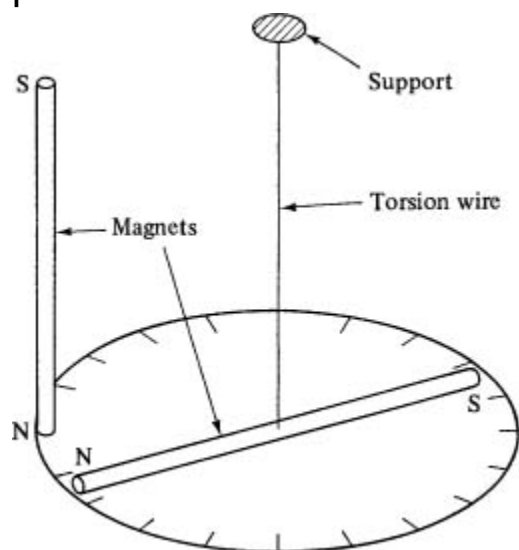
1.2 THE *cgs-emu* SYSTEM OF UNITS

1.2.1 Magnetic Poles

Almost everyone as a child has played with magnets and felt the mysterious forces of attraction and repulsion between them. These forces appear to originate in regions

called poles, located near the ends of the magnet. The end of a pivoted bar magnet which points approximately toward the north geographic pole of the Earth is called the north-seeking pole, or, more briefly, the north pole. Since unlike poles attract, and like poles repel, this convention means that there is a region of south polarity near the north geographic pole. The law governing the forces between poles was discovered independently in England in 1750 by John Michell (1724-1793) and in France in 1785 by Charles Coulomb (1736-1806). This law states that the force F between two poles is proportional

Fig. 1.1 Torsion balance for measuring the forces between poles.



to the product of their pole strengths p_1 and p_2 and inversely proportional to the square of the distance d between them:

$$(1.1) F = k \frac{p_1 p_2}{d^2}.$$

If the proportionality constant k is put equal to 1, and we measure F in dynes and d in centimeters, then this equation becomes the definition of pole strength in the cgs-emu system. A unit pole, or pole of unit strength, is one which exerts a force of 1 dyne on another unit pole located at a

distance of 1 cm. The dyne is in turn defined as that force which gives a mass of 1 g an acceleration of 1 cm/sec². The weight of a 1 g mass is 981 dynes. No name has been assigned to the unit of pole strength.

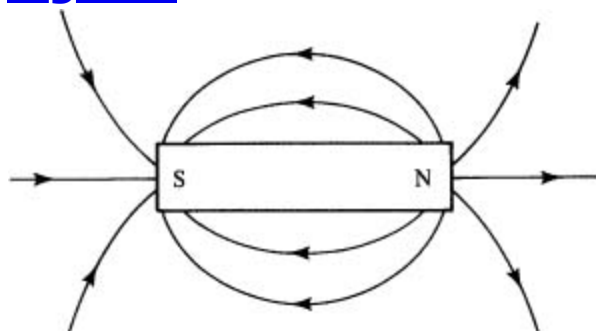
Poles always occur in pairs in magnetized bodies, and it is impossible to separate them.¹ If a bar magnet is cut in two transversely, new poles appear on the cut surfaces and two magnets result. The experiments on which [Equation 1.1](#) is based were performed with magnetized needles that were so long that the poles at each end could be considered approximately as isolated poles, and the torsion balance sketched in [Fig. 1.1](#). If the stiffness of the torsion-wire suspension is known, the force of repulsion between the two north poles can be calculated from the angle of deviation of the horizontal needle. The arrangement shown minimizes the effects of the two south poles.

A magnetic pole creates a magnetic field around it, and it is this field which produces a force on a second pole nearby. Experiment shows that this force is directly proportional to the product of the pole strength and field strength or field intensity H :

$$(1.2) F = kpH.$$

If the proportionality constant k is again put equal to 1, this equation then defines H : a field of unit strength is one which exerts a force of 1 dyne on a unit pole. If an unmagnetized

[Fig. 1.2](#) External field of a bar magnet.



piece of iron is brought near a magnet, it will become magnetized, again through the agency of the field created by the magnet. For this reason H is also sometimes called the *magnetizing force*. A field of unit strength has an intensity of one *oersted* (Oe). How large is an oersted? The magnetic field of the Earth in most places amounts to less than 0.5 Oe, that of a bar magnet ([Fig. 1.2](#)) near one end is about 5000 Oe, that of a powerful electromagnet is about 20,000 Oe, and that of a superconducting magnet can be 100,000 Oe or more. Strong fields may be measured in kilo-oersteds (kOe). Another cgs unit of field strength, used in describing the Earth's field, is the *gamma* ($1\gamma = 10^{-5}$ Oe).

A unit pole in a field of one oersted is acted on by a force of one dyne. But a unit pole is also subjected to a force of 1 dyne when it is 1 cm away from another unit pole. Therefore, the field created by a unit pole must have an intensity of one oersted at a distance of 1 cm from the pole. It also follows from [Equations 1.1](#) and [1.2](#) that this field decreases as the inverse square of the distance d from the pole:

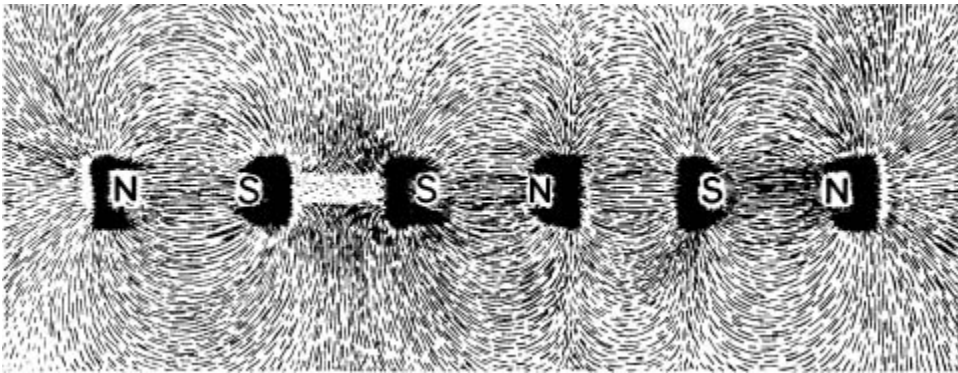
$$(1.3) H = \frac{p}{d^2}.$$

Michael Faraday (1791-1867) had the very fruitful idea of representing a magnetic field by "lines of force." These are directed lines along which a single north pole would move, or to which a small compass needle would be tangent. Evidently, lines of force radiate outward from a single north pole. Outside a bar magnet, the lines of force leave the north pole and return at the south pole. (Inside the magnet, the situation is more complicated and will be discussed in Section 2.9) The resulting field ([Fig. 1.3](#)) can be made visible in two dimensions by sprinkling iron filings or powder on a card placed directly above the magnet. Each iron particle becomes magnetized and acts like a small compass needle, with its long axis parallel to the lines of force.

The notion of lines of force can be made quantitative by defining the field strength H as the number of lines of force passing through unit area perpendicular to the field. A line of force, in this quantitative sense, is called a *maxwell*.² Thus

$$1 \text{ Oe} = 1 \text{ line of force/cm}^2 = 1 \text{ maxwell/cm}^2.$$

Fig. 1.3 Fields of bar magnets revealed by iron filings.



Imagine a sphere with a radius of 1 cm centered on a unit pole. Its surface area is $4\pi \text{ cm}^2$. Since the field strength at this surface is 1 Oe, or 1 line of force/cm², there must be a total of 4π lines of force passing through it. In general, $4\pi p$ lines of force issue from a pole of strength p .

1.3 MAGNETIC MOMENT

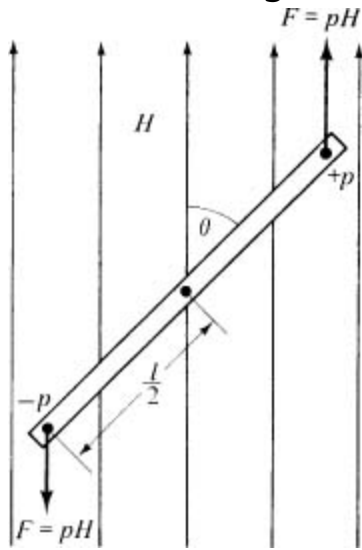
Consider a magnet with poles of strength p located near each end and separated by a distance l . Suppose the magnet is placed at an angle θ to a uniform field H (Fig. 1.4). Then a torque acts on the magnet, tending to turn it parallel to the field. The moment of this torque is

$$(pH \sin \theta) \left(\frac{l}{2} \right) + (pH \sin \theta) \left(\frac{l}{2} \right) = pHl \sin \theta$$

When $H = 1 \text{ Oe}$ and $\theta = 90^\circ$, the moment is given by

$$(1.4) m = pl,$$

Fig. 1.4 Bar magnet in a uniform field. (Note use of plus and minus signs to designate north and south poles.)



where m is the *magnetic moment* of the magnet. It is the moment of the torque exerted on the magnet when it is at right angles to a uniform field of 1 Oe. (If the field is nonuniform, a translational force will also act on the magnet. See Section 2.13.)

Magnetic moment is an important and fundamental quantity, whether applied to a bar magnet or to the “electronic magnets” we will meet later in this chapter. Magnetic poles, on the other hand, represent a mathematical concept rather than physical reality; they cannot be separated for measurement and are not localized at a point, which means that the distance l between them is indeterminate. Although p and l are uncertain quantities individually, their product is the magnetic moment m , which can be precisely measured. Despite its lack of precision, the concept of the magnetic pole is useful in visualizing many magnetic interactions, and helpful in the solution of magnetic problems.

Returning to [Fig. 1.4](#), we note that a magnet not parallel to the field must have a certain potential energy E_p relative to

the parallel position. The work done (in ergs) in turning it through an angle $d\theta$ against the field is

$$dE_p = 2(pH \sin \theta) \left(\frac{l}{2} \right) d\theta = mH \sin \theta d\theta.$$

It is conventional to take the zero of energy as the $\theta = 90^\circ$ position. Therefore,

$$(1.5) \quad E_p = \int_{90^\circ}^{\theta} mH \sin \theta d\theta = -mH \cos \theta.$$

Thus E_p is $-mH$ when the magnet is parallel to the field, zero when it is at right angles, and $+mH$ when it is antiparallel. The magnetic moment m is a vector which is drawn from the south pole to the north. In vector notation, [Equation 1.5](#) becomes

$$(1.6) \quad E_p = -\mathbf{m} \cdot \mathbf{H}$$

[Equation 1.5](#) or [1.6](#) is an important relation which we will need frequently in later sections.

Because the energy E_p is in ergs, the unit of magnetic moment m is *erg/oersted*. This quantity is the *electromagnetic unit of magnetic moment*, generally but unofficially called simply the *emu*.

1.4 INTENSITY OF MAGNETIZATION

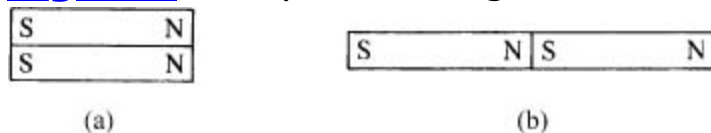
When a piece of iron is subjected to a magnetic field, it becomes magnetized, and the level of its magnetism depends on the strength of the field. We therefore need a quantity to describe the degree to which a body is magnetized.

Consider two bar magnets of the same size and shape, each having the same pole strength p and interpolar distance l . If placed side by side, as in [Fig. 1.5a](#), the poles add, and the magnetic moment $m = (2p)l = 2pl$, which is

double the moment of each individual magnet. If the two magnets are placed end to end, as in [Fig. 1.5b](#), the adjacent poles cancel and $m = p(2l) = 2pl$, as before. Evidently, the total magnetic moment is the sum of the magnetic moments of the individual magnets.

In these examples, we double the magnetic moment by doubling the volume. The magnetic moment per unit volume has not changed and is therefore a quantity that describes the degree to which the magnets are magnetized. It is called the *intensity of magnetization*, or

Fig. 1.5 Compound magnets.



simply the *magnetization*, and is written M (or I or J by some authors). Since

$$(1.7) \quad M = \frac{m}{v},$$

where v is the volume; we can also write

$$(1.8) \quad M = \frac{pl}{v} = \frac{p}{v/l} = \frac{p}{A},$$

where A is the cross-sectional area of the magnet. We therefore have an alternative definition of the magnetization M as the pole strength per unit area of cross section.

Since the unit of magnetic moment m is erg/oersted, the unit of magnetization M is erg/oersted cm^3 . However, it is more often written simply as emu/cm^3 , where “emu” is understood to mean the electromagnetic unit of magnetic moment. However, *emu* is sometimes used to mean “electromagnetic cgs units” generically.

It is sometimes convenient to refer the value of magnetization to unit mass rather than unit volume. The mass of a small sample can be measured more accurately than its volume, and the mass is independent of