

Mid-Latitude Atmospheric Dynamics

A FIRST COURSE

Jonathan E. Martin

 WILEY



Contents

Preface

Acknowledgments

1 Introduction and Review of Mathematical Tools

Objectives

1.1 Fluids and the nature of fluid dynamics

1.2 Review of useful mathematical tools

1.3 Estimating with scale analysis

1.4 Basic kinematics of fluids

1.5 Mensuration

Selected references

Problems

Solutions

2 Fundamental and Apparent Forces

Objectives

2.1 The fundamental forces

2.2 Apparent forces

Selected references

Problems

Solutions

3 Mass, Momentum, and Energy: The Fundamental Quantities of the Physical

World

Objectives

3.1 Mass in the Atmosphere

3.2 Conservation of momentum: The equations of motion

3.3 Conservation of energy: The energy equation

Selected references

Problems

Solutions

4 Applications of the Equations of Motion

Objectives

4.1 Pressure as a vertical coordinate

4.2 Potential temperature as a vertical coordinate

4.3 The thermal wind balance

4.4 Natural coordinates and balanced flows

4.5 The relationship between trajectories and streamlines

Selected references

Problems

Solutions

5 Circulation, Vorticity, and Divergence

Objectives

5.1 The Circulation theorem and its physical interpretation

5.2 Vorticity and potential vorticity

5.3 The relationship between vorticity and divergence

5.4 The quasi-geostrophic system of equations

Selected references

Problems

Solutions

6 The Diagnosis of Mid-Latitude Synoptic-Scale Vertical Motions

Objectives

6.1 The nature of the ageostrophic wind: Isolating the acceleration vector

6.2 The Sutcliffe development theorem

6.3 The quasi-geostrophic omega equation

6.4 The \bar{q} -vector

Selected references

Problems

Solutions

7 The Vertical Circulation at Fronts

Objectives

7.1 The structural and dynamical characteristics of mid-latitude fronts

7.2 Frontogenesis and vertical motions

7.3 The semi-geostrophic equations

7.4 Upper-level frontogenesis

7.5 Precipitation processes at fronts

Selected references

Problems

Solutions

8 Dynamical Aspects of the Life Cycle of the Mid-Latitude Cyclone

Objectives

8.1 Introduction: The polar front theory of cyclones

8.2 Basic structural and energetic characteristics of the cyclone

8.3 The cyclogenesis stage: The QG tendency equation perspective

8.4 The cyclogenesis stage: The QG omega equation perspective

8.5 The cyclogenetic influence of diabatic processes: Explosive cyclogenesis

8.6 The post-mature stage: Characteristic thermal structure

8.7 The post-mature stage: The QG dynamics of the occluded quadrant

8.8 The Decay Stage

Selected references

Problems

Solutions

9 Potential Vorticity and Applications to Mid-Latitude Weather Systems

Objectives

9.1 Potential vorticity and isentropic divergence

9.2 Characteristics of a positive PV anomaly

[9.3 Cyclogenesis from the PV perspective](#)
[9.4 The influence of diabatic heating on PV](#)
[9.5 Additional applications of the PV perspective](#)
[Selected references](#)
[Problems](#)
[Solutions](#)

[Appendix A: Virtual Temperature](#)

[Bibliography](#)

[Index](#)

Mid-Latitude Atmospheric Dynamics

A First Course

Jonathan E. Martin

The University of Wisconsin–Madison



John Wiley & Sons, Ltd

Copyright ©
2006

John Wiley & Sons Ltd, The Atrium, Southern Gate,
Chichester,
West Sussex PO19 8SQ, England

Telephone (+44) 1243 779777

Email (for orders and customer service enquiries): cs-books@wiley.co.uk

Visit our Home Page on www.wileyeurope.com or www.wiley.com

All Rights Reserved. No part of this publication may be reproduced, stored in a retrieval system or transmitted in any form or by any means, electronic, mechanical, photocopying, recording, scanning or otherwise, except under the terms of the Copyright, Designs and Patents Act 1988 or under the terms of a licence issued by the Copyright Licensing Agency Ltd, 90 Tottenham Court Road, London W1T 4LP, UK, without the permission in writing of the Publisher. Requests to the Publisher should be addressed to the Permissions Department, John Wiley & Sons Ltd, The Atrium, Southern Gate, Chichester, West Sussex PO19 8SQ, England, or emailed to permreq@wiley.co.uk, or faxed to (+44) 1243 770620.

Designations used by companies to distinguish their products are often claimed as trademarks. All brand names and product names used in this book are trade names, service marks, trademarks or registered trademarks of their respective owners. The Publisher is not associated with any product or vendor mentioned in this book.

This publication is designed to provide accurate and authoritative information in regard to the subject matter covered. It is sold on the understanding that the Publisher is not engaged in rendering professional services. If professional advice or other expert assistance is required, the services of a competent professional should be sought.

Other Wiley Editorial Offices

John Wiley & Sons Inc., 111 River Street, Hoboken, NJ 07030, USA

Jossey-Bass, 989 Market Street, San Francisco, CA 94103-1741, USA

Wiley-VCH Verlag GmbH, Boschstr. 12, D-69469 Weinheim, Germany

John Wiley & Sons Australia Ltd, 33 Park Road, Milton, Queensland 4064, Australia

John Wiley & Sons (Asia) Pte Ltd, 2 Clementi Loop #02-01, Jin Xing Distripark, Singapore 129809

John Wiley & Sons Canada Ltd, 22 Worcester Road, Etobicoke, Ontario, Canada M9W 1L1

Wiley also publishes its books in a variety of electronic formats. Some content that appears in print may not be available in electronic books.

Library of Congress Cataloguing-in-Publication Data

Martin, Jonathan E.

Mid-latitude atmospheric dynamics : a first course / Jonathan E. Martin.

p. cm.

Includes bibliographical references and index.

ISBN 13: 978-0-470-86464-7 (acid-free paper)

ISBN 10: 0-470-86464-8 (acid-free paper)

ISBN 13: 978-0-470-86465-4 (pbk. : acid-free paper)

ISBN 10: 0-470-86465-6 (pbk. : acid-free paper)

1. Dynamic meteorology. 2. Middle atmosphere. I. Title.

QC880.M36 2006

551.5—dc22

2005036659

British Library Cataloguing in Publication Data

A catalogue record for this book is available from the British Library

ISBN 13 978-0-470-86464-7 (HB)

ISBN 10 0-470-86464-8 (HB)

ISBN 13 978-0-470-86465-4 (PB)

ISBN 10 0-470-86465-6 (PB)

Preface

Almost no one bears the ceaseless variability of the mid-latitude atmosphere without a firm opinion and at least some degree of interest. The parade of weather systems that are continuously developed and extinguished over this part of the globe ensures that its denizens never need to wait long for unmistakable, and sometimes dramatic, changes in the local weather. For the physical scientist with an interest in (or, as is most often the case for us, the captivated, a *fascination with*) the weather, the unsurprising, yet still remarkable, fact is that this variability is governed by the basic laws of physics first articulated by Newton centuries ago. The exact manner by which those laws are brought to bear upon an analysis of the dynamics of the atmospheric fluid has, especially in the last 100 years, become a separate branch of physics. This book is dedicated to providing an introduction to the physical and mathematical description of mid-latitude atmospheric dynamics accessible to any student possessing a solid background in classical physics and a working knowledge of calculus.

When one begins to wade through the average textbook, one often gets the sense that the author has poured everything he/she knows into the text without regard for whether it is all necessary to accomplish the educational goals of the book. My many years of teaching this material to hundreds of students have provided me with two main motivations for writing this textbook. First, students have invariably complained that the available textbooks are difficult to employ as study tools, often skipping steps in mathematical derivations and thus, on occasion, contributing more to frustration than to edification. They often wonder how the subject matter can seem so clear in

lectures and then so confusing that night in the library. Second, there is no other currently available text that serves as a concise primer in the application of elementary dynamics to the central problems of modern synoptic-dynamic meteorology: the diagnosis of vertical motion, fronts and frontogenesis, and the dynamics of the cyclone life cycle from both the ω -centric and potential vorticity perspectives.

In this book I have attempted to remedy both of these shortcomings by presenting an introduction to atmospheric dynamics and its application to the understanding of mid-latitude weather systems in a penetrating conceptual and detailed mathematical fashion. The conversational tone of the book is meant to render its reading akin to attending a lecture given by someone who is profoundly excited by the subject matter. It is hoped that this tone will increase the likelihood that the book will serve as a genuine study guide for students as they navigate through a first course in this subject.

The first five chapters of the book are specifically targeted at junior-level undergraduates who are taking a first course in atmospheric dynamics. Chapter 1 provides a review of relevant mathematical tools while Chapter 2 considers the fundamental and apparent forces at work on a rotating Earth. Chapter 3 examines the fundamental conservation laws of mass, momentum, and energy producing, along the way, the continuity equation, the equations of motion, and the energy equation. Once developed, the equations of motion are simplified in Chapter 4 through a variety of approximations thus lending insight into basic flow characteristics of the mid-latitude atmosphere. The relationship between circulation, vorticity, and divergence in fluids is examined in Chapter 5 where the quasi-geostrophic system of equations is also introduced.

The last four chapters are targeted toward those students who might subsequently take a course in synoptic-dynamic meteorology in which a significant laboratory component would be a necessary complement. The diagnosis of vertical motions is undertaken in Chapter 6. The meso-synoptic dynamics of the frontal zones that characterize mid-latitude cyclones are considered in Chapter 7 where the examination of frontogenesis and its relationship to transverse vertical circulations is presented in both the quasi- and semi-geostrophic frameworks. Chapter 8 explores the dynamics of the life cycle of mid-latitude cyclones, thus providing a particularly relevant focus for synthesis of the prior chapters. Finally, Chapter 9 provides an introduction to the use of potential vorticity diagnostics for examining the life cycle of mid-latitude cyclones. Much of the material comprising the text comes from years of lecture notes from three distinct courses in the Department of Atmospheric and Oceanic Sciences at the University of Wisconsin-Madison. Both components of the text would be suitably challenging to first-year graduate students with little prior background in meteorology or atmospheric dynamics.

Throughout the text, the emphasis is on conceptual understanding, the development of which for any given topic always precedes the application of mathematical formalism. I recognize that a level of intimacy with the mathematics is necessary but I am certain that it is not sufficient to produce a penetrating understanding of mid-latitude dynamics. Such understanding is, instead, the offspring of a marriage between a conceptual, intuitive sense of the physics of the phenomenon and the corresponding mathematical description of it. At the end of each chapter several problems, characterized by varying degrees of difficulty, are included to assist the student in reinforcing knowledge of the subject matter and in developing solid problem-solving skills. Solutions to selected

problems are included at the end of the chapters as well. Complete solutions to all problems are included in a separate *Solution Manual* available from the publisher. Also included at the end of each chapter is an annotated bibliography designed to point the interested student toward seminal or other sources. A more complete, though by no means exhaustive, bibliography can be found at the end of the book.

Acknowledgments

The completion of any significant project in one's life is cause for celebration and reflection. For more than two and a half years the writing, illustrating, refining, and proofreading of this book has occupied me, at odd hours of the day, as a solo endeavor. For this reason, I bear the responsibility for any errors of fact or interpretation that might be found in the text. Of course, in reality, there is nothing "solo" about such an undertaking as a great number of people, some directly and some remotely, have contributed to this effort.

My parents, Leo and Joyce Martin, have provided me with love and constant support throughout my lifetime, affording me numerous opportunities for which I am profoundly grateful. My father's infinite curiosity and creativity exposed me early and consistently to the joys of learning and exploring - especially on excursions to Nahant Beach on stormy autumn days and nighttime walks through the snowy woods of northeastern Massachusetts. These adventures instilled within me an enduring fascination with the atmosphere and the sensible weather it delivers.

I have had the good fortune of encountering a number of excellent teachers during my education whose dedication to clear explanation and deep understanding inspired me to pursue an academic life. Dr. Robert J. Sullivan, C. F. X., whose holistic approach to education provided all those with whom he came in contact an enduring model of excellence, is especially thanked. Dr. James T. Moore provided clear, dissected interpretations of complicated mathematical expressions in my first exposure to dynamic meteorology and thereby made a lasting impression, as did his colleague Dr. Albert Pallmann through his unbridled enthusiasm for

inquiry. My dissertation advisor, Dr. Peter V. Hobbs, who passed away the very day the manuscript for this book was completed, exerted a profound influence on my scholarly development through his unwavering insistence on quality, and careful attention to precision in the spoken and written word. Many other teachers, colleagues and the scores of students I have known throughout the years are also gratefully acknowledged here.

Transformation of an illustrated manuscript into a book is not a trivial matter, and demands the efforts of experts. I am grateful to Ms. Lyn Roberts, Ms. Keily Larkins, Dr. Andrew Slade, Ms. Julie Ward, Ms. Lizzy Kingston, and Mr. Jon Peacock at Wiley who guided the book through to production, allowing me the freedom to write it, illustrate it and cover it my way. Thanks also to Mr. Neville Hankins who provided experienced and insightful copyediting to the project. Ms. Jean Phillips provided invaluable assistance in constructing the index.

Special mention is reserved for my family, who have faithfully supported both this enterprise and my sometimes flagging spirits. My daughter, Charlotte, and my son, Niall, have feigned excitement and interest at exactly the necessary moments and have, in other ways as well, provided me with the inspiration to soldier on. A father could not be prouder than I am of them. And finally, to my lovely wife Minh, a rock solid source of encouragement and support, who has lit my soul since the day we met; thank you for the magic and enduring warmth of your love in my life. When one feels so profound a gratitude as I do to these people, language fails to convey even its smallest fraction.

Jonathan E. Martin
Madison, Wisconsin
January 10, 2006

1

Introduction and Review of Mathematical Tools

Objectives

The Earth's atmosphere is majestic in its beauty, awesome in its power, and complex in its behavior. From the smallest drops of dew or the tiniest snowflakes to the enormous circulation systems known as mid-latitude cyclones, all atmospheric phenomena are governed by physical laws. These laws can be written in the language of mathematics and, indeed, must be explored in that vernacular in order to develop a penetrating understanding of the behavior of the atmosphere. However, it is equally vital that a physical understanding accompany the mathematical formalism in this comprehensive development of insight. In principle, if one had a complete understanding of the behavior of seven basic variables describing the current state of the atmosphere (these will be called **basic state variables** in this book), namely u , v , and w (the components of the 3-D wind), T (the temperature), P (the pressure), ϕ (the geopotential), and q (the humidity), then one could describe the future state of the atmosphere by considering the equations that govern the evolution of each variable. It is not, however, immediately apparent what form these equations might take. In this book we will develop those equations in order to develop an understanding of the basic dynamics that govern the behavior of the atmosphere at middle latitudes on Earth.

In this chapter we lay the foundation for that development by reviewing a number of basic conceptual and mathematical tools that will prove invaluable in this task. We begin by assessing the troubling but useful notion that the air surrounding us can be considered a continuous fluid. We then proceed to a review of useful mathematical tools including vector calculus, the Taylor series expansion of a function, centered difference approximations, and the relationship between the Lagrangian and Eulerian derivatives. We then examine the notion of estimating using scale analysis and conclude the chapter by considering the basic kinematics of fluid flows.

1.1 Fluids and the Nature of Fluid Dynamics

Our experience with the natural world makes clear that physical objects manifest themselves in a variety of forms. Most of these physical objects (and every one of them with which we will concern ourselves in this book) have **mass**. The mass of an object can be thought of as a measure of its substance. The Earth's atmosphere is one such object. It certainly has mass¹ but differs from, say, a rock in that it is not solid. In fact, the Earth's atmosphere is an example of a general category of substances known as fluids. A fluid can be colloquially defined as any substance that takes the shape of its container. Aside from the air around us, another fluid with which we are all familiar is water. A given mass of liquid water clearly adopts the shape of any container into which it is poured. The given mass of liquid water just mentioned, like the air around us, is actually composed of discrete molecules. In our subsequent discussions of the behavior of the atmospheric fluid, however, we need not concern ourselves with the details of the molecular structure

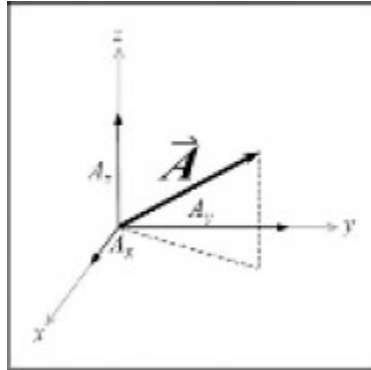
of the air. We can instead treat the atmosphere as a continuous fluid entity, or **continuum**. Though the assumption of a continuous fluid seems to fly in the face of what we recognize as the underlying, discrete molecular reality, it is nonetheless an insightful concept. For instance, it is much more tenable to consider the flow of air we refer to as the wind to be a manifestation of the motion of such a continuous fluid. Any 'point' or 'parcel' to which we refer will be properly considered as a very small volume element that contains large numbers of molecules. The various basic state variables mentioned above will be assumed to have unique values at each such 'point' in the continuum and we will confidently assume that the variables and their derivatives are continuous functions of physical space and time. This means, of course, that the fundamental physical laws governing the motions of the atmospheric fluid can be expressed in terms of a set of partial differential equations in which the basic state variables are the dependent variables and space and time are the independent variables. In order to construct these equations, we will rely on some mathematical tools that you may have seen before. The following section will offer a review of a number of the more important ones.

1.2 Review of Useful Mathematical Tools

We have already considered, in a conceptual sense only, the rather unique nature of fluids. A variety of mathematical tools must be brought to bear in order to construct rigorous descriptions of the behavior of these fascinating fluids. In the following section we will review a number of these tools in some detail. The reader familiar with any of these topics may skip the treatments offered here and run no risk of

confusion later. We will begin our review by considering elements of vector analysis.

Figure 1.1 The 3-D representation of a vector, \vec{A} . The components of \vec{A} are shown along the coordinate axes



1.2.1 Elements of vector calculus

Many physical quantities with which we are concerned in our experience of the universe are described entirely in terms of *magnitude*. Examples of these types of quantities, known as **scalars**, are area, volume, money, and snowfall total. There are other physical quantities such as velocity, the force of gravity, and slopes to topography which are characterized by both magnitude and direction. Such quantities are known as **vectors** and, as you might guess, any description of the fluid atmosphere necessarily contains reference to both scalars and vectors. Thus, it is important that we familiarize ourselves with the mathematical descriptions of these quantities, a formalism known as vector analysis.²

Employing a Cartesian coordinate system in which the three directions (x , y , and z) are mutually orthogonal (i.e. perpendicular to one another), an arbitrary vector, \vec{A} , has components in the x , y , and z directions labeled A_x , A_y , and A_z , respectively. These components themselves are scalars

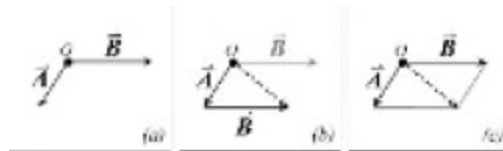
since they describe the magnitude of vectors whose directions are given by the coordinate axes (as shown in [Figure 1.1](#)). If we denote the direction vectors in the x , y , and z directions as \hat{i} , \hat{j} , and \hat{k} , respectively (where the $\hat{}$ symbol indicates the fact that they are vectors with magnitude 1 in the respective directions - so-called **unit vectors**), then

$$(1.1a) \quad \vec{A} = A_x \hat{i} + A_y \hat{j} + A_z \hat{k}$$

is the component form of the vector, \vec{A} . In a similar manner, the component form of an arbitrary vector \vec{B} is given by

$$(1.1b) \quad \vec{B} = B_x \hat{i} + B_y \hat{j} + B_z \hat{k}.$$

Figure 1.2 (a) Vectors \vec{A} and \vec{B} acting upon a point O. (b) Illustration of the tail-to-head method for adding vectors \vec{A} and \vec{B} (c) Illustration of the parallelogram method for adding vectors \vec{A} and \vec{B}



The vectors \vec{A} and \vec{B} are equal if $A_x = B_x$, $A_y = B_y$, and $A_z = B_z$. Furthermore, the magnitude of a vector \vec{A} is given by

$$(1.2) \quad |\vec{A}| = (A_x^2 + A_y^2 + A_z^2)^{1/2}$$

which is simply the 3-D Pythagorean theorem and can be visually verified with the aid of [Figure 1.1](#).

Vectors can be added to and subtracted from one another both by graphical methods as well as by components. Graphical addition is illustrated with the aid of [Figure 1.2](#). Imagine that the force vectors \vec{A} and \vec{B} are acting at point O as shown in [Figure 1.2\(a\)](#). The total force acting at O is equal to the sum of \vec{A} and \vec{B} . Graphical construction of the vector sum $\vec{A} + \vec{B}$ can be accomplished either by using the tail-to-head method or the parallelogram method. The tail-to-head method involves drawing \vec{B} at the head of \vec{A} and

then connecting the tail of \vec{A} to the head of the redrawn \vec{B} ([Figure 1.2b](#)). Alternatively, upon constructing a parallelogram with sides \vec{A} and \vec{B} , the diagonal of the parallelogram between \vec{A} and \vec{B} represents the vector sum, $\vec{A} + \vec{B}$ ([Figure 1.2c](#)).

If we know the component forms of both \vec{A} and \vec{B} , then their sum is given by

$$(1.3a) \quad \vec{A} + \vec{B} = (A_x + B_x)\hat{i} + (A_y + B_y)\hat{j} + (A_z + B_z)\hat{k}.$$

Thus, the sum of \vec{A} and \vec{B} is found by simply adding like components together. It is clear from considering the component form of vector addition that addition of vectors is commutative ($\vec{A} + \vec{B} = \vec{B} + \vec{A}$) and associative ($(\vec{A} + \vec{B}) + \vec{C} = \vec{A} + (\vec{B} + \vec{C})$).

Subtraction is simply the opposite of addition so \vec{B} can be subtracted from \vec{A} by simply adding $-\vec{B}$ to \vec{A} . Graphical subtraction of \vec{B} from \vec{A} is illustrated in [Figure 1.3](#). Notice that $\vec{A} - \vec{B} = \vec{A} + (-\vec{B})$ results in a vector directed from the head of \vec{B} to the head of \vec{A} (the lighter dashed arrow in [Figure 1.3](#)). Component subtraction involves

Figure 1.3 Graphical subtraction of vector \vec{B} from vector \vec{A}

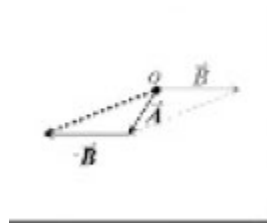
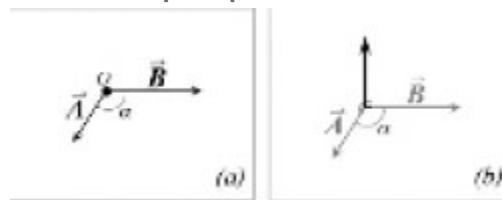


Figure 1.4 (a) Vectors \vec{A} and \vec{B} with an angle α between them. (b) Illustration of the relationship between vectors \vec{A} and \vec{B} (gray arrows) and their cross-product, $\vec{A} \times \vec{B}$ (bold arrow). Note that $\vec{A} \times \vec{B}$ is perpendicular to both \vec{A} and \vec{B}



subtracting like components and is given by

$$(1.3b) \quad \vec{A} - \vec{B} = (A_x - B_x)\hat{i} + (A_y - B_y)\hat{j} + (A_z - B_z)\hat{k}.$$

Vector quantities may also be multiplied in a variety of ways. The simplest vector multiplication involves the product of a vector, \vec{A} , and a scalar, F . The resulting expression for $F\vec{A}$ is given by

$$(1.4) \quad F\vec{A} = FA_x\hat{i} + FA_y\hat{j} + FA_z\hat{k},$$

a vector with direction identical to the original vector, \vec{A} , but with a magnitude F times larger than the original magnitude.

It is also possible to multiply two *vectors* together. In fact, there are two different vector multiplication operations. One such method renders a scalar as the product of the vector multiplication and is thus known as the **scalar** (or **dot**) product. The dot product of the vectors \vec{A} and \vec{B} shown in [Figure 1.4\(a\)](#) is given by

$$(1.5) \quad \vec{A} \cdot \vec{B} = |\vec{A}||\vec{B}|\cos\alpha$$

where α is the angle between \vec{A} and \vec{B} . Clearly this product is a scalar. Using this formula, we can determine a less mystical form of the dot product of \vec{A} and \vec{B} . Given that $\vec{A} = A_x\hat{i} + A_y\hat{j} + A_z\hat{k}$ and $\vec{B} = B_x\hat{i} + B_y\hat{j} + B_z\hat{k}$, the dot product is given by

$$(1.6) \quad \vec{A} \cdot \vec{B} = (A_x\hat{i} + A_y\hat{j} + A_z\hat{k}) \cdot (B_x\hat{i} + B_y\hat{j} + B_z\hat{k})$$

which expands to the following nine terms:

$$\begin{aligned} \vec{A} \cdot \vec{B} &= A_x B_x (\hat{i} \cdot \hat{i}) + A_x B_y (\hat{i} \cdot \hat{j}) + A_x B_z (\hat{i} \cdot \hat{k}) \\ &\quad + A_y B_x (\hat{j} \cdot \hat{i}) + A_y B_y (\hat{j} \cdot \hat{j}) + A_y B_z (\hat{j} \cdot \hat{k}) \\ &\quad + A_z B_x (\hat{k} \cdot \hat{i}) + A_z B_y (\hat{k} \cdot \hat{j}) + A_z B_z (\hat{k} \cdot \hat{k}). \end{aligned}$$

Now, according to (1.5), $\hat{i} \cdot \hat{i} = \hat{j} \cdot \hat{j} = \hat{k} \cdot \hat{k} = 1$ since the angle between like unit vectors is 0° . However, the dot products of all other combinations of the unit vectors are zero since the unit vectors are mutually orthogonal. Thus, only three terms survive out of the nine-term expansion of $\vec{A} \cdot \vec{B}$ to yield

$$(1.7) \quad \vec{A} \cdot \vec{B} = A_x B_x + A_y B_y + A_z B_z.$$

Given this result, it is easy to show that the dot product is commutative ($\vec{A} \cdot \vec{B} = \vec{B} \cdot \vec{A}$) and distributive ($\vec{A} \cdot (\vec{B} + \vec{C}) = \vec{A} \cdot \vec{B} + \vec{A} \cdot \vec{C}$).

Two vectors can also be multiplied together to produce another vector. This vector multiplication operation is known as the **vector** (or **cross-**)product and is signified

$$\vec{A} \times \vec{B}.$$

The magnitude of the resultant vector is given by

$$(1.8) \quad |\vec{A}||\vec{B}|\sin\alpha$$

where α is the angle between the vectors. Note that since the resultant of the cross-product is a vector, there is also a direction to be discerned. The resultant vector is in a plane that is perpendicular to the plane that contains \vec{A} and \vec{B} ([Figure 1.4b](#)). The direction in that plane can be determined by using the **right hand rule**. Upon curling the fingers of one's right hand in the direction from \vec{A} to \vec{B} , the thumb points in the direction of the resultant vector, $\vec{A} \times \vec{B}$, as shown in [Figure 1.4\(b\)](#). Because the resultant direction depends upon the order of multiplication, the cross-product has different properties than the dot product. It is not commutative ($\vec{A} \times \vec{B} \neq \vec{B} \times \vec{A}$; instead $\vec{A} \times \vec{B} = -\vec{B} \times \vec{A}$) and it is not associative ($\vec{A} \times (\vec{B} \times \vec{C}) \neq (\vec{A} \times \vec{B}) \times \vec{C}$) but it is distributive ($\vec{A} \times (\vec{B} + \vec{C}) = \vec{A} \times \vec{B} + \vec{A} \times \vec{C}$).

Given the vectors \vec{A} and \vec{B} in their component forms, the cross-product can be calculated by first setting up a 3×3 determinant using the unit vectors as the first row, the components of \vec{A} as the second row, and the components of \vec{B} as the third row:

$$(1.9a) \quad \vec{A} \times \vec{B} = \begin{vmatrix} \hat{i} & \hat{j} & \hat{k} \\ A_x & A_y & A_z \\ B_x & B_y & B_z \end{vmatrix}.$$

Evaluating this determinant involves evaluating three 2×2 determinants, each one corresponding to a unit vector \hat{i} , \hat{j} , or \hat{k} . For the \hat{i} component of the resultant vector, only the components of \vec{A} and \vec{B} in the \hat{j} and \hat{k} columns are

considered. Multiplying the components along the diagonal (upper left to lower right) first, and then subtracting from that result the product of the terms along the anti-diagonal (lower left to upper right) yields the i component of the vector $\vec{A} \times \vec{B}$, which equals $(A_y B_z - A_z B_y) \hat{i}$. The same operation done for the k component yields $(A_x B_y - A_y B_x) \hat{k}$. For the j component, the first and third columns are used to form the 2×2 determinant and since the columns are non-consecutive, the result must be multiplied by -1 to yield $-(A_x B_z - A_z B_x) \hat{j}$. Adding these three components together yields

$$(1.9b) \quad \vec{A} \times \vec{B} = (A_y B_z - A_z B_y) \hat{i} + (A_z B_x - A_x B_z) \hat{j} + (A_x B_y - A_y B_x) \hat{k}.$$

Vectors, just like scalar functions, can be differentiated as long as the rules of vector addition and multiplication are obeyed. One simple example is Newton's second law (which we will see again soon) that states that an object's momentum will not change unless a force is applied to the object. In mathematical terms,

$$(1.10) \quad \vec{F} = \frac{d}{dt}(m\vec{v})$$

where m is the object's mass and \vec{v} is its velocity. Using the chain rule of differentiation on the right hand side of (1.10) renders

$$(1.11) \quad \vec{F} = m \frac{d\vec{v}}{dt} + \vec{v} \frac{dm}{dt} \text{ or } \vec{F} = m\vec{A} + \vec{v} \frac{dm}{dt}$$

where \vec{A} is the object's acceleration. Exploitation of the second term of this expansion is what made Einstein famous!

Let us consider a more general example. Consider a velocity vector defined as $\vec{v} = u\hat{i} + v\hat{j} + w\hat{k}$. In such a case, the acceleration will be given by

$$(1.12) \quad \frac{d\vec{v}}{dt} = \frac{du}{dt}\hat{i} + u\frac{d\hat{i}}{dt} + \frac{dv}{dt}\hat{j} + v\frac{d\hat{j}}{dt} + \frac{dw}{dt}\hat{k} + w\frac{d\hat{k}}{dt}.$$

The terms involving derivatives of the unit vectors may seem like mathematical baggage but they will be extremely

important in our subsequent studies. Physically, such terms will be non-zero only when the coordinate axes used to reference motion are not fixed in space. Our reference frame on a rotating Earth is clearly not fixed and so we will eventually have to make some accommodation for the acceleration of our rotating reference frame. Thus, all six terms in the above expansion will be relevant in our examination of the mid-latitude atmosphere.

The last stop on the review of vector calculus is perhaps the most important one and will examine a tool that is extremely useful in fluid dynamics. We will often need to describe both the magnitude and direction of the derivative of a scalar field. In order to do so we employ a mathematical operator known as the **del operator**, defined as

$$(1.13) \quad \nabla = \frac{\partial}{\partial x} \hat{i} + \frac{\partial}{\partial y} \hat{j} + \frac{\partial}{\partial z} \hat{k}.$$

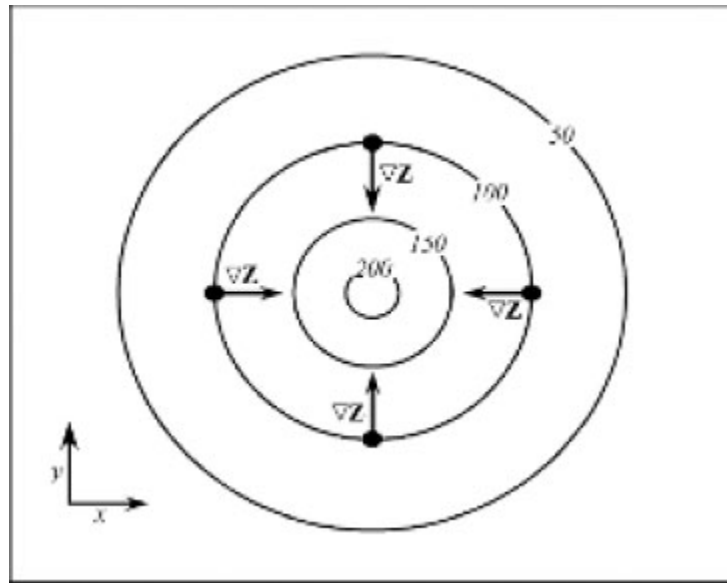
If we apply this partial differential del operator to a scalar function or field, the result is a vector that is known as the **gradient** of that scalar. Consider the 2-D plan view of an isolated hill in an otherwise flat landscape. If the elevation at each point in the landscape is represented on a 2-D projection, a set of elevation contours results as shown in [Figure 1.5](#). Such contours are lines of equal height above sea level, Z . Given such information, we can determine the gradient of elevation, ∇Z , as

$$\nabla Z = \frac{\partial Z}{\partial x} \hat{i} + \frac{\partial Z}{\partial y} \hat{j}.$$

Note that the gradient vector, ∇Z , points up the hill *from low values of elevation to high values*. At the top of the hill, the derivatives of Z in both the x and y directions are zero so there is no gradient vector there. Thus the gradient, ∇Z , not only measures magnitude of the elevation difference but assigns that magnitude a direction as well. Any scalar quantity, ϕ , is transformed into a vector quantity, $\nabla\phi$, by the del operator. In subsequent chapters in this book we will

concern ourselves with the gradients of a number of scalar variables, among them temperature and pressure.

Figure 1.5 The 2-D plan view of an isolated hill in a flat landscape. Solid lines are contours of elevation (Z) at 50m intervals. Note that the gradient of Z points from low to high values of the scalar Z



The del operator may also be applied to vector quantities. The dot product of ∇ with the vector \vec{A} is written as

$$\nabla \cdot \vec{A} = \left(\frac{\partial}{\partial x} \hat{i} + \frac{\partial}{\partial y} \hat{j} + \frac{\partial}{\partial z} \hat{k} \right) \cdot (A_x \hat{i} + A_y \hat{j} + A_z \hat{k})$$

$$(1.14) \quad \nabla \cdot \vec{A} = \left(\frac{\partial A_x}{\partial x} + \frac{\partial A_y}{\partial y} + \frac{\partial A_z}{\partial z} \right)$$

which is a scalar quantity known as the **divergence of \vec{A}** . Positive divergence physically describes the tendency for a vector field to be directed away from a point whereas negative divergence (also known as **convergence**) describes the tendency for a vector field to be directed toward a point. Regions of convergence and divergence in the atmospheric fluid are extremely important in determining its behavior.

The cross-product of ∇ with the vector \vec{A} is given by

$$(1.15a) \quad \nabla \times \vec{A} = \left(\frac{\partial}{\partial x} \hat{i} + \frac{\partial}{\partial y} \hat{j} + \frac{\partial}{\partial z} \hat{k} \right) \times (A_x \hat{i} + A_y \hat{j} + A_z \hat{k}).$$

The resulting vector can be calculated using the determinant form we have seen previously,

$$(1.15b) \quad \nabla \times \vec{A} = \begin{vmatrix} \hat{i} & \hat{j} & \hat{k} \\ \frac{\partial}{\partial x} & \frac{\partial}{\partial y} & \frac{\partial}{\partial z} \\ A_x & A_y & A_z \end{vmatrix}$$

where the second row of the 3×3 determinant is filled by the components of ∇ and the third row is filled by the components of \vec{A} . This vector is known as the **curl of \vec{A}** . The curl of the velocity vector, \vec{v} , will be used to define a quantity called **vorticity** which is a measure of the rotation of a fluid.

Quite often in a study of the dynamics of the atmosphere, we will encounter second-order partial differential equations. Some of these equations will contain a mathematical operator (which will operate on scalar quantities) known as the **Laplacian** operator. The Laplacian is the **divergence of the gradient** and so takes the form

$$(1.16) \quad \text{Laplacian} = \nabla \cdot (\nabla F) = \nabla^2 F = \left(\frac{\partial^2 F}{\partial x^2} + \frac{\partial^2 F}{\partial y^2} + \frac{\partial^2 F}{\partial z^2} \right).$$

It is also possible to combine the vector \vec{A} with the del operator to form a new operator that takes the form

$$\vec{A} \cdot \nabla = A_x \frac{\partial}{\partial x} + A_y \frac{\partial}{\partial y} + A_z \frac{\partial}{\partial z}$$

and is known as the scalar invariant operator. This operator, which can be used with both vector and scalar quantities, is important because it is used to describe a process known as **advection**, a ubiquitous topic in the study of fluids.

1.2.2 The Taylor series expansion

It is sometimes convenient to estimate the value of a continuous function, $f(x)$, about the point $x = 0$ with a power series of the form

$$(1.17) \quad f(x) = \sum_{n=0}^{\infty} a_n x^n = a_0 + a_1 x + a_2 x^2 + \dots + a_n x^n.$$

The fact that this can actually be done might appear to be an assumption so we must identify conditions for which this assumption is true. These conditions are that (1) the polynomial expression (1.17) passes through the point $(0, f(0))$ and (2) its first n derivatives match the first n derivatives of $f(x)$ at $x = 0$. Implicit in this second condition is the fact that $f(x)$ is differentiable at $x = 0$. In order for these conditions to be met, the coefficients a_0, a_1, \dots, a_n must be chosen properly. Substituting $x = 0$ into (1.17) we find that $f(0) = a_0$. Taking the first derivative of (1.17) with respect to x and substituting $x = 0$ into the resulting expression we get $f'(0) = a_1$. Taking the second derivative of (1.17) with respect to x and substituting $x = 0$ into the result leaves $f''(0) = 2a_2$, or $f''(0)/2 = a_2$. If we continue to take higher order derivatives of (1.17) and evaluate each of them at $x = 0$ we find that, in order that the n derivatives of (1.17) match the n derivatives of $f(x)$, the coefficients, a_n , of the polynomial expression (1.17) must take the general form

$$a_n = \frac{f^n(0)}{n!}.$$

Thus, the value of the function $f(x)$ at $x = 0$ can be expressed as

$$(1.18) \quad f(x) = f(0) + f'(0)x + \frac{f''(0)}{2!}x^2 + \frac{f'''(0)}{3!}x^3 + \dots + \frac{f^n(0)}{n!}x^n.$$

Now, if we want to determine the value of $f(x)$ near the point $x = x_0$, the above expression can be generalized into what is known as the Taylor series expansion of $f(x)$ about $x = x_0$, given by

$$(1.19) \quad f(x) = f(x_0) + f'(x_0)(x - x_0) + \frac{f''(x_0)}{2!}(x - x_0)^2 + \dots + \frac{f^n(x_0)}{n!}(x - x_0)^n.$$

Since the dependent variables that describe the behavior of the atmosphere are all continuous variables, use of the

Taylor series to approximate the values of those variables will prove to be a nifty little trick that we will exploit in our subsequent analyses. Most often we consider Taylor series expansions in which the quantity $(x - x_0)$ is very small in order that all terms of order 2 and higher in (1.19), the so-called **higher order terms**, can be effectively neglected. In such cases, we will approximate the given functions as

$$f(x) \approx f(x_0) + f'(x_0)(x - x_0).$$

1.2.3 Centered difference approximations to derivatives

Though the atmosphere is a continuous fluid and its observed state at any time *could theoretically* be represented by a continuous function, the reality is that actual observations of the atmosphere are only available at discrete points in space and time. Given that much of the subsequent development in this book will arise from consideration of the spatial and temporal variation of observable quantities, we must consider a method of approximating derivative quantities from discrete data. One such method is known as **centered differencing**³ and it follows directly from the prior discussion of the Taylor series expansion.

Figure 1.6 Points x_1 and x_2 defined with respect to a central point x_0

