



**BetonKalender**

---

# Strengthening of Concrete Structures with Adhesively Bonded Reinforcement

Design and Dimensioning of CFRP Laminates and Steel Plates

---

Konrad Zilch, Roland Niedermeier, Wolfgang Finckh

WILEY

 **Ernst & Sohn**  
A Wiley Brand




*Konrad Zilch*  
*Roland Niedermeier*  
*Wolfgang Finckh*

**Strengthening of  
Concrete Structures with  
Adhesively Bonded  
Reinforcement**

## Selected Chapters from the Beton-Kalender in English




**Concrete Structures  
for Wind Turbines**  
2013. 242 pages.  
€ 49,90  
ISBN: 978-3-433-03041-7  
Also available as  eBook



**Reconditioning and  
Maintenance of  
Concrete Structures**  
2014. 210 pages.  
approx. € 49,90  
ISBN: 978-3-433-03043-1  
Also available as  eBook




**Design and Construction  
of Nuclear Power Plants**  
2013. 136 pages.  
€ 49,90  
ISBN: 978-3-433-03042-4  
Also available as  eBook



**Ultra-High Performance  
Concrete UHPC**  
Fundamentals – Design –  
Examples  
2014. 280 pages.  
approx. € 49,90  
ISBN: 978-3-433-03087-5  
Also available as  eBook



**Design of Fastenings  
for Use in Concrete –  
the CEN/TS 1992-4  
Provisions**  
2013. 158 pages.  
€ 49,90  
ISBN: 978-3-433-03044-8  
Also available as  eBook



**Strengthening of Concrete  
Structures with Adhesively  
Bonded Reinforcement**  
Design and Dimensioning of  
CFRP Laminates and Steel Plates  
2014. 144 pages.  
approx. € 49,90  
ISBN: 978-3-433-03086-8  
Also available as  eBook

Order online: [www.ernst-und-sohn.de](http://www.ernst-und-sohn.de)

**Ernst & Sohn**  
Verlag für Architektur und technische  
Wissenschaften GmbH & Co. KG

Customer Service: Wiley-VCH  
Boschstraße 12  
D-69469 Weinheim

Tel. +49 (0)6201 606-400  
Fax +49 (0)6201 606-184  
[service@wiley-vch.de](mailto:service@wiley-vch.de)

\*€ Prices are valid in Germany, exclusively, and subject to alterations. Prices incl. VAT, excl. shipping. 1006146\_dp

*Konrad Zilch  
Roland Niedermeier  
Wolfgang Finckh*

# **Strengthening of Concrete Structures with Adhesively Bonded Reinforcement**

Design and Dimensioning  
of CFRP Laminates and Steel Plates

## The Authors

**Prof. Dr.-Ing. habil. Dr.-Ing. E. h.**

**Konrad Zilch**

Technische Universität München  
Theresienstr. 90  
80333 Munich  
Germany

**PD Dr.-Ing. habil. Roland Niedermeier**

Technische Universität München  
MPA BAU  
Theresienstr. 90  
80333 Munich  
Germany

**Dr.-Ing. Wolfgang Finckh**

Wayss & Freytag Ingenieurbau AG  
Eschborner Landstraße 130-132  
60489 Frankfurt/Main  
Germany

## The Editors

**Prof. Dipl.-Ing. Dr.-Ing. Konrad Bergmeister**

Ingenieurbüro Bergmeister  
Peter-Jordan-Straße 113  
1190 Vienna  
Austria

**Dr.-Ing. Frank Fingerloos**

German Society for Concrete and Construction  
Technology  
Kurfürstenstr. 129  
10785 Berlin  
Germany

**Prof. Dr.-Ing. Dr. h. c. mult.**

Johann-Dietrich Wörner  
German Aerospace Center  
Linder Höhe  
51145 Cologne  
Germany

**Coverphoto:** Ludwig Freytag GmbH & Co.  
KG, Oldenburg, Germany

**Coverdesign:** Hans Baltzer, Berlin, Germany

The original German text is published in Beton-Kalender 2013, ISBN 978-3-433-03000-4 and titled "Geklebte Verstärkung mit CFK-Lamellen und Stahllaschen".

All books published by **Ernst & Sohn** are carefully produced. Nevertheless, authors, editors, and publisher do not warrant the information contained in these books, including this book, to be free of errors. Readers are advised to keep in mind that statements, data, illustrations, procedural details or other items may inadvertently be inaccurate.

**Library of Congress Card No.:** applied for

## British Library Cataloguing-in-Publication Data

A catalogue record for this book is available from the British Library.

## Bibliographic information published by the Deutsche Nationalbibliothek

The Deutsche Nationalbibliothek lists this publication in the Deutsche Nationalbibliografie; detailed bibliographic data are available on the Internet at <http://dnb.d-nb.de>.

© 2014 Wilhelm Ernst & Sohn, Verlag für Architektur und technische Wissenschaften GmbH & Co. KG, Rotherstraße 21, 10245 Berlin, Germany

All rights reserved (including those of translation into other languages). No part of this book may be reproduced in any form – by photoprinting, microfilm, or any other means – nor transmitted or translated into a machine language without written permission from the publishers. Registered names, trademarks, etc. used in this book, even when not specifically marked as such, are not to be considered unprotected by law.

**Print ISBN:** 978-3-433-03086-8

**ePDF ISBN:** 978-3-433-60403-8

**ePub ISBN:** 978-3-433-60405-2

**mobi ISBN:** 978-3-433-60402-1

**oBook ISBN:** 978-3-433-60401-4

**Typesetting:** Thomson Digital, Noida, India

**Printing and Binding:** betz-druck GmbH, Darmstadt, Germany

Printed in the Federal Republic of Germany  
Printed on acid-free paper

# Contents

|          |  |           |
|----------|--|-----------|
|          | <b>Editorial .....</b>   | <b>IX</b> |
| <b>1</b> | <b>Introduction.....</b>   | <b>1</b>  |
| 1.1      | The reason behind this book .....  | 1         |
| 1.2      | Strengthening with adhesively bonded reinforcement .....                         | 1         |
| <b>2</b> | <b>DAfStb guideline.....</b>   | <b>3</b>  |
| 2.1      | The reasons for drawing up a guideline .....                                     | 3         |
| 2.2      | Preparatory work.....  | 3         |
| 2.3      | Work on the guideline.....   | 4         |
| 2.4      | The structure and content of the guideline .....                                 | 4         |
| 2.4.1    | General.....   | 4         |
| 2.4.2    | Design and detailing .....   | 4         |
| 2.4.3    | Products and systems .....   | 4         |
| 2.4.4    | Execution .....  | 5         |
| 2.4.5    | Planning .....   | 5         |
| 2.5      | Safety concept.....  | 5         |
| 2.6      | Applications .....   | 6         |
| 2.6.1    | Member to be strengthened.....   | 6         |
| 2.6.2    | Strengthening systems .....  | 7         |
| 2.6.3    | Ambient conditions.....  | 7         |
| 2.6.4    | Fire protection.....   | 8         |
| 2.7      | Relationship with other regulations.....   | 9         |
| 2.8      | Documents and assistance for practical applications.....                         | 10        |
| <b>3</b> | <b>Design of strengthening measures with externally bonded CFRP strips .....</b> | <b>11</b> |
| 3.1      | Principles .....   | 11        |
| 3.2      | Verification of flexural strength .....  | 13        |
| 3.3      | Bond analysis.....   | 15        |
| 3.3.1    | Principles .....   | 15        |
| 3.3.2    | Simplified method.....   | 16        |
| 3.3.3    | More accurate method.....  | 17        |
| 3.3.3.1  | General.....   | 17        |
| 3.3.3.2  | Determining the crack spacing.....   | 19        |
| 3.3.3.3  | Accurate analysis of concrete element between cracks .....                       | 20        |
| 3.3.3.4  | Simplified analysis of element between cracks .....                              | 23        |
| 3.3.4    | End anchorage analysis .....   | 24        |
| 3.3.4.1  | General.....   | 24        |
| 3.3.4.2  | End anchorage analysis at flexural crack nearest to point of contraflexure ..... | 24        |
| 3.3.4.3  | Anchorage analysis at an arbitrary concrete element between cracks .....         | 26        |

|          |   |           |
|----------|---|-----------|
| 3.3.4.4  | End anchorage analysis with shear wrapping.....                                 | 27        |
| 3.4      | Shear force analyses.....   | 29        |
| 3.4.1    | Shear strength.....   | 29        |
| 3.4.2    | Shear strengthening.....  | 30        |
| 3.4.2.1  | Full wrapping in steel.....   | 31        |
| 3.4.2.2  | Full wrapping in fibre-reinforced material .....                                | 32        |
| 3.4.2.3  | U-wrapping .....  | 32        |
| 3.4.3    | End strap to prevent concrete cover separation failure.....                     | 33        |
| 3.5      | Fatigue analysis.....   | 35        |
| 3.6      | Analyses for the serviceability limit state.....                                | 36        |
| 3.7      | Detailing.....  | 36        |
| 3.7.1    | Strip spacing .....   | 36        |
| 3.7.2    | Provision of shear straps .....   | 37        |
| 3.7.3    | Steel shear straps .....  | 37        |
| <b>4</b> | <b>Example 1: Strengthening a slab with externally bonded CFRP strips .....</b> | <b>39</b> |
| 4.1      | System.....   | 39        |
| 4.1.1    | General.....  | 39        |
| 4.1.2    | Loading .....   | 39        |
| 4.1.3    | Construction materials .....  | 40        |
| 4.1.3.1  | Near-surface tensile strength.....  | 40        |
| 4.1.3.2  | Concrete compressive strength .....   | 41        |
| 4.1.3.3  | Type and quantity of existing reinforcement.....                                | 41        |
| 4.1.3.4  | Position of existing reinforcement .....  | 41        |
| 4.1.3.5  | Strengthening system .....  | 41        |
| 4.2      | Internal forces .....   | 42        |
| 4.3      | Determining the prestrain.....  | 42        |
| 4.4      | Simplified analysis .....   | 44        |
| 4.5      | Accurate analysis .....   | 46        |
| 4.5.1    | General.....  | 46        |
| 4.5.2    | Verification of flexural strength .....   | 46        |
| 4.5.3    | Determining the crack spacing.....  | 48        |
| 4.5.4    | Accurate analysis of concrete element between cracks .....                      | 48        |
| 4.5.4.1  | Determining the strip forces.....   | 49        |
| 4.5.4.2  | Determining the bond strength.....  | 52        |
| 4.5.5    | End anchorage analysis.....   | 55        |
| 4.6      | Analysis of shear capacity.....   | 58        |
| 4.7      | Serviceability limit state.....   | 59        |
| <b>5</b> | <b>Design of strengthening with near-surface-mounted CFRP strips .....</b>      | <b>61</b> |
| 5.1      | Principles .....  | 61        |
| 5.2      | Verification of flexural strength .....   | 61        |
| 5.3      | Bond analysis.....  | 63        |
| 5.4      | Shear Force Analyses.....   | 65        |



|          |   |            |
|----------|---|------------|
| 5.5      | Fatigue analysis.....   | 66         |
| 5.6      | Analyses for the serviceability limit state.....                                  | 67         |
| 5.7      | Detailing.....  | 67         |
| <b>6</b> | <b>Example 2: Strengthening a beam with near-surface-mounted CFRP strips.....</b> | <b>69</b>  |
| 6.1      | System.....   | 69         |
| 6.1.1    | General.....  | 69         |
| 6.1.2    | Loading.....  | 69         |
| 6.1.3    | Construction materials.....   | 71         |
| 6.1.3.1  | Concrete compressive strength.....  | 71         |
| 6.1.3.2  | Type and quantity of existing reinforcement.....                                  | 71         |
| 6.1.3.3  | Position of existing reinforcement.....   | 71         |
| 6.1.3.4  | Strengthening system.....   | 71         |
| 6.2      | Internal forces.....  | 72         |
| 6.3      | Determining the prestrain.....  | 72         |
| 6.4      | Verification of flexural strength.....  | 74         |
| 6.5      | Bond analysis.....  | 76         |
| 6.5.1    | Analysis point.....   | 76         |
| 6.5.2    | Acting strip force.....   | 78         |
| 6.5.3    | Bond resistance.....  | 79         |
| 6.5.4    | Bond analysis.....  | 80         |
| 6.6      | Shear analyses.....   | 80         |
| 6.6.1    | Shear capacity.....   | 80         |
| 6.6.2    | Shear strengthening.....  | 81         |
| 6.6.3    | Check for concrete cover separation failure.....                                  | 82         |
| 6.7      | Analyses for the serviceability limit state.....                                  | 84         |
| <b>7</b> | <b>Design of column strengthening with CF sheets.....</b>                         | <b>87</b>  |
| 7.1      | Principles.....   | 87         |
| 7.2      | Properties of CF sheets relevant to design.....                                   | 91         |
| 7.3      | Load-carrying capacity of cross-section.....                                      | 93         |
| 7.4      | Load-carrying capacity of member.....   | 98         |
| 7.5      | Creep.....  | 102        |
| 7.6      | Analysis at ultimate limit state.....   | 105        |
| 7.7      | Analysis at serviceability limit state.....                                       | 111        |
| <b>8</b> | <b>Example 3: Column strengthening.....</b>                                       | <b>115</b> |
| 8.1      | System.....   | 115        |
| 8.1.1    | General.....  | 115        |
| 8.1.2    | Loading.....  | 115        |
| 8.1.3    | Construction materials.....   | 116        |
| 8.1.3.1  | Concrete.....   | 116        |
| 8.1.3.2  | Type and quantity of existing reinforcement.....                                  | 116        |
| 8.1.3.3  | Strengthening system.....   | 117        |
| 8.2      | Internal forces.....  | 118        |

---

|          |   |            |
|----------|---|------------|
| 8.3      | Determining the cross-sectional values .....        | 118        |
| 8.4      | Boundary conditions .....                           | 119        |
| 8.5      | Verification of column load-carrying capacity ..... | 120        |
| 8.5.1    | Creep of confined concrete.....                     | 120        |
| 8.5.2    | Properties of the CF sheet .....                    | 121        |
| 8.5.3    | Distribution of transverse compression .....        | 122        |
| 8.5.4    | Multi-axial stress state in concrete .....          | 122        |
| 8.5.5    | Calculation of column load-carrying capacity .....  | 123        |
| 8.6      | Serviceability limit state.....                     | 127        |
| <b>9</b> | <b>Summary and outlook.....</b>                     | <b>129</b> |
|          | <b>References .....</b>                             | <b>131</b> |
|          | <b>Index .....</b>                                  | <b>145</b> |

---

## Editorial

The *Concrete Yearbook* is a very important source of information for engineers involved in the planning, design, analysis and construction of concrete structures. It is published on a yearly basis and offers chapters devoted to various, highly topical subjects. Every chapter provides extensive, up-to-date information written by renowned experts in the areas concerned. The subjects change every year and may return in later years for an updated treatment. This publication strategy guarantees that not only is the latest knowledge presented, but that the choice of topics itself meets readers' demands for up-to-date news.

For decades, the themes chosen have been treated in such a way that, on the one hand, the reader gets background information and, on the other, becomes familiar with the practical experience, methods and rules needed to put this knowledge into practice. For practising engineers, this is an optimum combination. In order to find adequate solutions for the wide scope of everyday or special problems, engineering practice requires knowledge of the rules and recommendations as well as an understanding of the theories or assumptions behind them.

During the history of the *Concrete Yearbook*, an interesting development has taken place. In the early editions, themes of interest were chosen on an ad hoc basis. Meanwhile, however, the building industry has gone through a remarkable evolution. Whereas in the past attention focused predominantly on matters concerning structural safety and serviceability, nowadays there is an increasing awareness of our responsibility with regard to society in a broader sense. This is reflected, for example, in the wish to avoid problems related to the limited durability of structures. Expensive repairs to structures have been, and unfortunately still are, necessary because in the past our awareness of the deterioration processes affecting concrete and reinforcing steel was inadequate. Therefore, structural design should now focus on building structures with sufficient reliability and serviceability for a specified period of time, without substantial maintenance costs. Moreover, we are confronted by a legacy of older structures that must be assessed with regard to their suitability to carry safely the increased loads often applied to them today. In this respect, several aspects of structural engineering have to be considered in an interrelated way, such as risk, functionality, serviceability, deterioration processes, strengthening techniques, monitoring, dismantlement, adaptability and recycling of structures and structural materials plus the introduction of modern high-performance materials. The significance of sustainability has also been recognized. This must be added to the awareness that design should focus not just on individual structures and their service lives, but on their function in a wider context as well, i.e. harmony with their environment, acceptance by society, responsible use of resources, low energy consumption and economy. Construction processes must also become cleaner, cause less environmental impact and pollution.

The editors of the *Concrete Yearbook* have clearly recognized these and other trends and now offer a selection of coherent subjects that reside under the common "umbrella" of a broader societal development of great relevance. In order to be able to cope with the corresponding challenges, the reader can find information on progress in technology,

theoretical methods, new research findings, new ideas on design and construction, developments in production and assessment and conservation strategies. The current selection of topics and the way they are treated makes the *Concrete Yearbook* a splendid opportunity for engineers to find out about and stay abreast of developments in engineering knowledge, practical experience and concepts in the field of the design of concrete structures on an international level.

Prof. Dr. Ir. Dr.-Ing. h. c. *Joost Walraven*, TU Delft  
Honorary president of the international concrete federation *fib*

---

# 1 Introduction

## 1.1 The reason behind this book


The main reason is the revised approach to the design of adhesively bonded strengthening measures for concrete members given in the guideline [1] (q.v. [2]) published by the Deutscher Ausschuss für Stahlbeton DAFStb (German Committee for Structural Concrete). This book explains the design rules of the DAFStb guideline, together with their background, and uses examples to illustrate their use. The scope of the explanations and background information provided here is mainly based on works that have already been published. However, some rules that so far have been dealt with in detail in committee meetings only are elaborated here for the first time.

## 1.2 Strengthening with adhesively bonded reinforcement

The strengthening of concrete members means using constructional measures to restore or improve their load-carrying capacity, serviceability, durability or fatigue strength. The effects of strengthening measures can generally be described in quantitative terms and therefore analysed numerically. Besides numerous other methods (see [3, 4], for example), the subsequent strengthening of existing concrete members can be achieved by using adhesives to bond additional reinforcing elements onto or into those members. This topic of reinforcement bonded with adhesive has been the subject of many contributions to various editions of the *Beton-Kalender* in the past (see [5, 6]). However, design approaches for adhesively bonded reinforcement have continued to evolve (see [7, 8]) and the new DAFStb guideline [1, 2] on this subject revises those design methods and adapts them to our current state of knowledge. In principle, the DAFStb guideline together with a corresponding system approval allows the following concrete member strengthening measures to be carried out:

- Flexural strengthening with externally bonded (surface-mounted) CFRP strips, CF sheets and steel plates
- Flexural strengthening with CFRP strips bonded in slots (near-surface-mounted reinforcement)
- Shear strengthening with externally bonded CF sheets and steel plates
- Column strengthening with CF sheets as confining reinforcement.

Figure 1.1 provides an overview of these methods. The term ‘adhesively bonded’ is used in this book as universal expression comprising both methods ‘externally bonded’ and ‘near-surface-mounted’.



**Fig. 1.1** (a) Externally bonded and near-surface-mounted CFRP strips; (b) flexural strengthening with externally bonded CFRP strips together with shear strengthening in the form of externally bonded steel plates (photo: Laumer Bautechnik GmbH); (c) column strengthening with CF sheets as confining reinforcement (photo: Laumer Bautechnik GmbH)

---

## 2 DAFStb guideline

### 2.1 The reasons for drawing up a guideline

In the past, the product systems as well as the design and installation of adhesively bonded reinforcement were regulated in Germany by national technical approvals and individual approvals. Such approvals contained provisions covering the materials, the design of the strengthening measures, the work on site and the monitoring of products. There were several reasons why it was deemed necessary to revise the design approaches of the earlier approvals.

One of those reasons was the harmonization of standards across Europe, leading to national standards and regulations being successively adapted to the European standards. These developments also render it necessary to adapt the former national approvals to the new generation of standards.

Furthermore, the results of numerous research projects carried out in recent years had only been partly incorporated in the older regulations, which therefore no longer matched the current state of knowledge. Therefore, industry, the building authorities and the German Research Foundation (DFG) made substantial funds available for researching adhesively bonded reinforcement. That led to many scientific projects in the German-speaking countries and adhesively bonded reinforcement gradually becoming a standard method in the building industry. Consequently, all the groups involved regarded the preparation of a universal guideline as indispensable.

### 2.2 Preparatory work

In order to produce a universal guideline reflecting the current level of knowledge, the German Committee for Structural Concrete (DAFStb) first commissioned a report on the current situation [7] to document and collate national and international knowledge. A database of test results containing almost all the experimental studies carried out nationally and internationally was also set up and compared with the established models and the guidelines available elsewhere in the world. During the drafting of the report it became apparent that the knowledge necessary to produce an effective guideline was lacking in some areas. Therefore, under the direction of the DAFStb, a research project was initiated in which all the groups interested took part. The research work was carried out by the technical universities in Munich and Brunswick, both of which had been working continually on adhesively bonded reinforcement for more than 20 years. The project was financed by the owners of the approvals (Bilfinger Berger AG, Laumer Bautechnik GmbH, Ludwig Freytag GmbH & Co. KG, MC-Bauchemie Müller GmbH & Co. KG, S&P Clever Reinforcement Company AG, Sika Deutschland GmbH, Stocretec GmbH), the Federal Institute for Research on Building, Urban Affairs & Spatial Development (BBSR) plus a number of associations and consulting engineers. Issues surrounding the bond strength under static loads [9] and dynamic loads [10] plus the shear strength [11] were successfully clarified during this project.

## **2.3 Work on the guideline**

A subcommittee set up by the DAfStb began drafting the guideline as the research work progressed. In accordance with DIN 820-1 [12], the groups involved (building authorities, industry, research centres, official bodies, trade associations) were all represented equally on the subcommittee. Within a year, a draft version had been prepared. The draft, incorporating the results of research projects but also the experiences of the members of the subcommittee, appeared in March 2011 as a paper for discussion and was announced and presented to the industry in numerous publications [13–19]. Comments and objections could be filed by mid-September 2011. A meeting to discuss and decide on objections was subsequently held. Following its notification by the European Union, the finished guideline became available in the summer of 2012. It can be purchased from Beuth Verlag. The DAfStb guideline [2] is also available in English.

## **2.4 The structure and content of the guideline**

### **2.4.1 General**

The DAfStb guideline covering the strengthening of concrete members with adhesively bonded reinforcement [1, 2] provides rules for design and detailing, the application of national technical approvals for strengthening systems, execution and additional rules for planning strengthening measures employing adhesively bonded reinforcement.

The guideline is divided into four parts. The first part covers the design and detailing of strengthening measures using reinforcement bonded with adhesive. This part of the guideline supplements DIN EN 1992-1-1 [20] with its associated National Annex [21] by providing the additional requirements necessary for adhesively bonded reinforcement. The second part of the guideline, together with the system approvals, describes the products and systems used for strengthening measures with adhesively bonded reinforcement. The third part covers the execution, and also contains advice on installing the specified strengthening measures. The fourth part of the guideline contains additional rules for planning strengthening measures.

### **2.4.2 Design and detailing**

As mentioned above, the first part of the DAfStb guideline supplements DIN EN 1992-1-1 [20] and its associated National Annex [21]. Its structure corresponds exactly to that of DIN EN 1992-1-1, and there are additional provisions for materials, durability, ultimate limit state, serviceability limit state, reinforcing principles and detailing.

Chapters 3, 5 and 7 of this book describe the design and detailing provisions for different strengthening measures and the background to these.

### **2.4.3 Products and systems**

The second part of the DAfStb guideline covers the application of system approvals for strengthening measures employing adhesively bonded reinforcement. Strengthening must be carried out with an approved strengthening system using strengthening products to DIN EN 1504-1 [22]. A strengthening system consists of various properly matched