


Peng Wang, Jian Chang, and Lianbin Zhang

# Artificially Intelligent Nanomaterials for Environmental Engineering





## **Artificially Intelligent Nanomaterials for Environmental Engineering**



# **Artificially Intelligent Nanomaterials for Environmental Engineering**

*Peng Wang, Jian Chang, and Lianbin Zhang*

**WILEY-VCH**

## Authors

### *Prof. Peng Wang*

KAUST  
Environmental Nanotechnology Lab  
23955 Thuwal  
Saudi Arabia

### *Dr. Jian Chang*

KAUST  
Environmental Nanotechnology Lab  
23955 Thuwal  
Saudi Arabia

### *Prof. Lianbin Zhang*

Huazhong University of Science and  
Technology  
School of Chemistry and Chemical  
Engineering  
430074 Wuhan  
China

■ All books published by **Wiley-VCH** are carefully produced. Nevertheless, authors, editors, and publisher do not warrant the information contained in these books, including this book, to be free of errors. Readers are advised to keep in mind that statements, data, illustrations, procedural details or other items may inadvertently be inaccurate.

**Library of Congress Card No.:**  
applied for

### **British Library Cataloguing-in-Publication Data**

A catalogue record for this book is available from the British Library.

### **Bibliographic information published by the Deutsche Nationalbibliothek**

The Deutsche Nationalbibliothek lists this publication in the Deutsche Nationalbibliografie; detailed bibliographic data are available on the Internet at <<http://dnb.d-nb.de>>.

© 2019 Wiley-VCH Verlag GmbH & Co. KGaA, Boschstr. 12, 69469 Weinheim, Germany

All rights reserved (including those of translation into other languages). No part of this book may be reproduced in any form – by photoprinting, microfilm, or any other means – nor transmitted or translated into a machine language without written permission from the publishers. Registered names, trademarks, etc. used in this book, even when not specifically marked as such, are not to be considered unprotected by law.

**Print ISBN:** 978-3-527-34494-9

**ePDF ISBN:** 978-3-527-81638-5

**ePub ISBN:** 978-3-527-81636-1

**oBook ISBN:** 978-3-527-81635-4

**Cover Design** Adam-Design, Weinheim, Germany

**Typesetting** SPi Global, Chennai, India

**Printing and Binding**

Printed on acid-free paper

10 9 8 7 6 5 4 3 2 1

## Contents

### Preface *xi*

<b>1</b>	<b>Introduction</b>	<i>1</i>
1.1	Global Challenges	<i>1</i>
1.2	Conventional Technologies in Environmental Science and Engineering	<i>2</i>
1.3	Nanotechnology	<i>3</i>
1.3.1	History of Nanotechnology Evolution	<i>3</i>
1.3.2	Concept and Definition	<i>4</i>
1.3.3	Fields of Current Applications	<i>4</i>
1.3.4	Nanotechnology in Environmental Engineering	<i>5</i>
1.4	Artificially Intelligent Materials	<i>7</i>
1.4.1	Artificial Intelligence (AI) and Nanotechnology	<i>7</i>
1.4.2	Examples of Artificially Intelligent Nanomaterials	<i>7</i>
1.4.2.1	Energy Nanogenerator/Nanosensor (Piezoelectric/Triboelectric Materials)	<i>7</i>
1.4.2.2	Shape-Memory Materials	<i>8</i>
1.4.2.3	Actuator	<i>9</i>
1.5	Intelligent Environmental Nanomaterials	<i>11</i>
1.5.1	Overview	<i>11</i>
1.5.2	Self-Propelled Nanomotors	<i>12</i>
1.5.3	Intelligent Gating Membrane	<i>12</i>
1.5.4	Switchable Oil/Water Separation	<i>12</i>
1.5.5	Self-Healing Environmental Materials	<i>12</i>
1.5.6	Molecular Imprinting	<i>13</i>
1.5.7	Nanofibrous Membrane Air Filters	<i>13</i>
1.6	Introduction to the Book Chapters	<i>13</i>
	References	<i>14</i>
<b>2</b>	<b>Fundamental Mechanisms of Intelligent Responsiveness</b>	<i>27</i>
2.1	Overview of Intelligent Responsiveness	<i>27</i>
2.2	Responsiveness in the Polymer System	<i>28</i>
2.3	Thermoresponsiveness	<i>29</i>
2.3.1	LCST Thermoresponsiveness	<i>30</i>
2.3.2	UCST Thermoresponsiveness	<i>32</i>

2.3.2.1	Coulomb Interaction-Induced UCST Polymers (Polyzwitterions)	32
2.3.2.2	Hydrogen Bonding-Induced UCST Polymers	33
2.4	pH Responsiveness	34
2.4.1	pH-Responsive Basic Polymers	36
2.4.2	pH-Responsive Acidic Polymers	38
2.5	Photo-responsiveness	39
2.5.1	Azobenzene and Its Derivatives	41
2.5.2	Spiropyran-Based Polymers	42
2.5.3	Inorganic Photo-Responsive Materials	42
2.6	Metallic Ion Responsiveness	43
2.6.1	Poly(NIPAM-co-AAB <sub>18</sub> C <sub>6</sub> )	44
2.6.2	Poly(NIPAM-co-AAB <sub>15</sub> C <sub>5</sub> ) (15-Crown-5)	45
2.7	Ion Strength Responsiveness	45
2.8	Redox Responsiveness	47
2.9	Multi-responsiveness	49
2.9.1	Dual Stimuli-Responsive Polymers	49
2.9.1.1	Thermo- and Photo-Responsive Polymers	49
2.9.1.2	Thermo- and pH-Responsive Polymers	49
2.9.1.3	Thermo- and Redox-Responsive Polymers	50
2.9.2	Multi-Stimuli-Responsive Polymers	50
2.9.2.1	Thermo-, Photo-, and pH-Responsive Polymers	50
2.9.2.2	Thermo-, Photo-, and Redox-Responsive Polymers	51
2.10	Conclusion	52
	References	52
<b>3</b>	<b>Filtration Membranes with Responsive Gates</b>	<b>69</b>
3.1	Membrane Separation for Water Purification and Desalination	69
3.2	Emerging Design and Concept of Filtration Membranes with Responsive and Intelligent Gates	70
3.3	Fabrication Methods of Intelligent Gating Membranes	71
3.3.1	Post-Modification Method	72
3.3.2	One-Step Formation Method	73
3.4	Application of Intelligent Gating Membranes to Environmental Separation	73
3.5	Thermoresponsiveness	74
3.6	pH Responsiveness	80
3.6.1	Polybase Gating Membranes	80
3.6.2	Polyacid Gating Membrane	83
3.7	Photo-responsiveness	85
3.7.1	Azobenzene-Based Gating Membranes	85
3.7.2	Spiropyran-Based Gating Membranes	87
3.8	Metallic Ion Responsiveness	89
3.9	Redox Responsiveness	91
3.10	Ion Strength Responsiveness	92
3.11	Dual and Multi-Stimuli Responsiveness	95
3.11.1	pH and Temperature Dual Responsiveness	95
3.11.2	Temperature and Ion Strength Dual Responsiveness	97



3.11.3	pH and Ion Strength Dual Responsiveness	97
3.11.4	Temperature, pH, and Ion Strength Multi-responsiveness	99
3.12	Conclusions	99
	References	100
<b>4</b>	<b>Switchable Wettability Materials for Controllable Oil/Water Separation</b>	<b>113</b>
4.1	Oil Spill Treatment	113
4.2	Fundamentals of Special Wettability	114
4.2.1	Surface Wetting Properties	114
4.2.2	Liquid Wettability in Air	115
4.2.3	Oil Wettability Underwater	117
4.3	Special Wettable Materials for Oil/Water Separation	118
4.4	Switchable Oil/Water Separation	120
4.5	Surface Chemistry Behind Stimuli-Responsive and Switchable Wettability	121
4.6	Temperature Responsiveness	121
4.7	pH Responsiveness	126
4.7.1	Pyridine-Based System	126
4.7.2	Carboxyl-Based System	129
4.7.3	Tertiary Amine-Based pH-Responsive Systems	131
4.8	Photo-responsiveness	132
4.8.1	Inorganic Photo-responsive Materials	133
4.8.2	Organic Photo-responsive Materials	135
4.9	Gas, Solvent, Ion, and Electric Field Responsiveness	136
4.9.1	Gas Responsiveness	136
4.9.2	Solvent Responsiveness	139
4.9.3	Ion Responsiveness	140
4.9.4	Electric Field Responsiveness	141
4.10	Dual/Multi-stimuli	143
4.11	Conclusion	143
	References	145
<b>5</b>	<b>Self-Healing Materials for Environmental Applications</b>	<b>157</b>
5.1	Biomimetic Self-Healing Materials	157
5.2	Overview of Self-Healing Materials	158
5.3	Extrinsic and Intrinsic Self-Healing Materials	159
5.3.1	Extrinsic Self-Healing Materials	159
5.3.2	Intrinsic Self-Healing Materials	160
5.4	Self-Healing Materials in Environmental Applications	162
5.4.1	Self-Healing of Physical Cracks	163
5.4.2	Self-Restoring of Surface Functional Components	171
5.4.2.1	Chemical Mechanism	171
5.4.2.2	Hydrophobic Self-Healing	172
5.4.2.3	Hydrophilic Self-Healing	174
5.4.3	Self-Cleaning of Contaminated Surfaces	176
5.4.3.1	Superhydrophobicity-Induced Self-Cleaning	176

5.4.3.2	Superhydrophilicity-Induced Self-Cleaning	178
5.4.3.3	Photocatalytic Self-Cleaning	181
5.5	Conclusion	183
	References	185
<b>6</b>	<b>Emerging Nanofibrous Air Filters for PM<sub>2.5</sub> Removal</b>	<b>197</b>
6.1	Particulate Matter	197
6.2	Traditional Technology	198
6.3	Nanofibrous Membrane Air Filters	199
6.3.1	Filtration Mechanism	199
6.3.2	Fabrication Methods	200
6.4	Applications	201
6.4.1	Transparent Air Filter	202
6.4.2	Air Filter for High Thermal Stability	203
6.4.3	Air Filter for Thermal Management	204
6.4.4	Air Filter for Mass Production	206
6.4.5	Self-Powered Air Filter	206
6.4.6	Nanofibrous Air Filter for the Simultaneous Removal of PM and Toxic Gases	208
6.4.7	Nanofibrous Air Filter with Antibacterial Functions	212
6.4.8	Air Filtration and Oil Removal	214
6.5	Conclusion	216
	References	216
<b>7</b>	<b>Intelligent Micro/Nanomotors in Environmental Sensing and Remediation</b>	<b>227</b>
7.1	Self-Propelling Mechanism of Micro/Nanomotors	228
7.1.1	Self-Electrophoretic Mechanism	228
7.1.2	Microbubble Propulsion Mechanism	229
7.1.3	Self-Diffusiophoresis Propulsion Mechanism	230
7.1.4	External Field-Driven Micro/Nanomotors	231
7.2	Self-Propelled Micro/Nanomotors as Environmental Sensors	233
7.3	Self-Propelled Micro/Nanomotors for Enhanced Organic Contamination Degradation	241
7.4	Self-Propelled Micro/Nanomotors as Efficient Antibacterial Agents	245
7.5	Self-Propelled Micro/Nanomotors as Efficient Miniature Absorbent	248
7.5.1	Self-Propelled Micro/Nanomotors for the Removal of Oil Droplets	248
7.5.2	Self-Propelled Micro/Nanomotors for the Removal of Molecules or Ions	251
7.6	Conclusions	257
	References	257

<b>8</b>	<b>Molecular Imprinting Materials in Environmental Application</b>	<b>265</b>
8.1	Introduction	265
8.2	Fundamental of MIT	266
8.2.1	Covalent and Noncovalent Imprinting	266
8.2.2	Essential Elements of Molecular Imprinting	268
8.2.2.1	Target Templates	268
8.2.2.2	Functional Monomers	269
8.2.2.3	Cross-Linkers	271
8.2.2.4	Porogenic Solvents	271
8.2.2.5	Initiators	271
8.2.3	Synthesis Methods of MIPs	271
8.2.3.1	Free Radical Polymerization	272
8.2.3.2	Sol–Gel Processes	273
8.3	Molecular Imprinting in Environmental Applications	273
8.3.1	Natural and Synthetic Dyes	273
8.3.2	Endocrine-Disrupting Compounds	274
8.3.3	Polycyclic Aromatic Hydrocarbons (PAHs)	277
8.3.4	Pharmaceuticals and Pesticide	277
8.3.5	Metal	281
8.4	Conclusion	285
	References	285
<b>9</b>	<b>Emerging Synergistically Multifunctional and All-in-One Nanomaterials and Nanodevices in Advanced Environmental Applications</b>	<b>299</b>
9.1	Introduction	299
9.2	An All-in-One, Point-of-Use Water Desalination Cell	299
9.3	3D-Printed, All-in-One Evaporator for Solar Steam Generation	300
9.4	All-in-One Photothermic Driven Catalysis and Desalination of Seawater Under Natural Sunlight	301
9.5	All-in-One Design of Water Harvesting from Air Powered by Natural Sunlight	302
9.6	All-in-One Textile for Personal Thermal Management	304
9.7	Conclusion	305
	References	305
	<b>Index</b>	<b>309</b>



## Preface

Nowadays, artificial intelligence (AI) is gaining attention in general science and engineering. AI emphasizes the capability of a machine to imitate intelligent humanlike behavior to perform tasks normally requiring human intelligence.

As a matter of fact, the concept of AI has been introduced into the field of environmental engineering in the past decade to design and fabricate intelligent environmental nanomaterials toward beneficial uses. Given the inherent complexity and stochastic nature of environmental problems, environmental nanomaterials can greatly benefit from an “intelligent” design, for instance, the ability to change their properties depending on the environmental conditions. The key to the design of an environmental intelligent nanomaterial is entrusting the nanomaterials with a proactive functionality instead of a reactive functionality, which endows them with anticipatory, change-oriented, and self-initiated behavior. As a consequence, these intelligent nanomaterials could perceive their surroundings and subsequently take automated actions or make self-adjustments for the purpose of maximizing their possibility to achieve their desired goal.

Nevertheless, the artificially intelligent environmental nanomaterials still remain at their early infant stage, but undoubtedly, they are gaining fast popularity and expected to offer disruptive technologies for next-generation environmental treatment processes.

Despite the fact that the concept of intelligent materials has been existing for a while, there is still a big gap between what artificially intelligent materials are perceived and what they can truly offer in practical applications, especially in environmental problem solving. There is thus an urgent need of a book to bridge the gap.

This book focuses on the design and application of various artificially intelligent nanomaterials to solving environmental problems, especially water and air pollution. It aims to help the readers who are passionate at the environmental quality and the futuristic ways of improving it. It would certainly help to illustrate to the readers the convergence between AI and nanotechnology that can shape the path for many technological developments in the field of environmental engineering.

This book demonstrates the design concepts, majorly chemical principles, of intelligent environmental nanomaterials and provides eye-opening proof-of-concept examples in relevant and significant applications.

The book includes the following chapters: introduction, describing the background of environmental nanotechnology, the rise of AI, and the current status

quo of AI in environmental engineering (Chapter 1), intelligently functional materials and responsive mechanisms (Chapter 2), designing filtration membranes with responsive gates (Chapter 3), switchable wettability materials for controllable oil/water separation (Chapter 4), self-healing materials for environmental applications (Chapter 5), emerging nanofibrous air filters for PM<sub>2.5</sub> removal (Chapter 6), self-propelled nanomotors for environmental applications (Chapter 7), molecular imprinting in wastewater treatment (Chapter 8), and emerging synergistically multifunctional and all-in-one nanomaterials and nanodevices in advanced environmental applications (Chapter 9).

This book is intended for undergraduates, graduates, scientists, and professionals in the fields of environmental science, materials science, chemistry, chemistry engineering, etc. It provides coherent and good materials for teaching, research, and professional reference. It is our sincere hope that this book would inspire further research efforts especially from younger generation to develop advanced artificially intelligent nanomaterials for the enhancement of the overall quality of the environment and human health.

*Peng Wang*  
Thuwal, Saudi Arabia

## 1

## Introduction

### 1.1 Global Challenges

Water, food, and energy security represent major challenges to the stability and continuity of human populations. However, rapid population growth and steadily improving living standards place enormous pressures on already stressed water resource and agricultural systems. Large amounts of energy are consumed to produce clean water and to treat wastewaters prior to their return to the environment, which inevitably leads to a considerable amount of carbon dioxide (CO<sub>2</sub>) emissions as well as releasing other environmental pollutants.

At the global scale, about 2600 km<sup>3</sup> of water are withdrawn to supply food-driven irrigation needs every year. Viewed another way, agriculture consumes nearly 70% of total human freshwater withdrawals. This number is to increase to more than 83% by 2050 to meet the growing food demand by the rapidly growing population.

In the last 25 years, access to water with potable quality has gone up from 75% to 90% of the world population, and, nevertheless, 884 million people nowadays still lack access to adequate drinking water in many geographical regions [1]. Thus, ensuring a stable and sustainable water, food, and energy supply into the future is a priority for all nations.

Adding to an already dreadful situation, water pollution is becoming a major global challenge [2, 3]. From the United Nations World Water Development Report in 2018, it is said that more than 2 billion people lack access to safe drinking water and more than double that number lack access to safe sanitation. With a rapidly growing global population, demand for water is expected to increase by nearly one-third by 2050 [4]. In addition, WHO estimated that 361 000 deaths in children under five years due to diarrhea, representing more than 5% of all deaths in this age group in low- and middle-income countries, could have been prevented through reduction of exposure to inadequate drinking water [5]. Thus, the ability to remove contaminants from these environments to a safe level and do it rapidly, efficiently, and with reasonable costs is important.

With the nonrenewable and pollutant-laden fossil fuels dominating the global energy supply, representing 78% of the world's primary energy, air pollution is worsening in many parts of the world especially where the economy is heavily dominated by low-tech manufacturing. Millions of people die every year from

diseases caused by exposure to outdoor air pollution [6]. Ninety two percent of the global population, including billions of children, is exposed to hazardous effects of air pollution at which levels exceed WHO limits. Air pollution causes approximately 600 000 deaths in children under five years annually and increases the risk of respiratory infections, asthma, adverse neonatal conditions, and congenital anomalies.

## 1.2 Conventional Technologies in Environmental Science and Engineering

In the past century, the development in water and air treatment technologies by environmental engineers has significantly improved the quality of water and air. The research and relevant design of conventional water and air protection systems experienced its golden age in the first half of twentieth century and has gradually reached their steady states. At the same time, with the ever-growing population and ever-increasing life quality expectation, the demand for safe and clean water and air has never dwindled in the course of human existence and is gradually pushing existing technologies to their limits.

Conventional technologies, such as chemical coagulation [7], adsorptions [8, 9], chemical treatment (e.g. advanced oxidation process [AOP]) [10–12], membrane-based separation [13–15], and biological treatment [16, 17], are based on bulk water chemistry.

Coagulation, which involves adding chemical coagulants into bulk source water, is commonly used in drinking water plants. The particles in source water that cause turbidity (e.g. silt, clay) are generally negatively charged, while coagulant particles are positively charged. In coagulation and subsequent flocculation, the formed particles in the form of flocs are settled out or later removed by filtration. The effectiveness of the coagulation is controlled by bulk water chemistry, such as dose of the coagulants added and pH, among others.

AOP, as a type of chemical treatment, involves accelerated production of highly reactive hydroxyl free radical to degrade the organic pollutants [18–20]. The degradation rates can be affected by several factors from the bulk water chemistry [21]. Adsorption is a process in which pollutants are adsorbed on solid surfaces [9, 22]. Adsorption is a proven and much used water purification technique due to its low energy consumption and maintenance cost, as well as its simplicity and reliability. However, its performance relies on the concentration of the to-be-removed substances, the presence of other competing species, temperature, and pH of the bulk water.

Biological treatments rely on bacteria, nematodes, or other small organisms to break down organic wastes using normal cellular processes [23]. Biological wastewater treatment is often a secondary treatment process, used to remove remaining biodegradable organics after primary treatment. These processes can be either anaerobic or aerobic. “Aerobic” refers to the condition where oxygen is present, while “anaerobic” describes a biological process in which oxygen is absent. To obtain an aerobic condition, huge amount of electricity is



typically consumed to re-aerate the bulk wastewater, which can be completely oxygen-depleted.

Membrane separation is a technology in which membrane acts as a selective barrier allowing water flowing through while it catches suspended solids and other substances. Membrane separation technology is commonly used for the creation of process water from groundwater, surface water, or wastewater, and it works without the addition of chemicals, with a relatively low energy use and experiencing simple bulk water separation process [24].

Although these conventional technologies are crucial at providing quality water especially at heavily populated areas, conventional water treatment and its infrastructure systems allow little flexibility in response to the changing demand for water quality or quantity, leading to significant energy consumption, water loss, and secondary contamination. For instance, coagulation itself results in the formation of flocs, and thus additional treatment process is required to help the floc to further aggregate and settle. Biological treatment method is at the cost of a long time due to the slow biodegradation process [10]. On the other hand, impurities and pollutants build up on the surface and clog the filtration membranes over extended periods of use, and thus the flux of the wastewater across the filters decreases, leading to higher energy requirements.

From air quality point of view, many prevention measures have been taken in addressing air pollution problems: source control, development of clean energy, filtration technologies, etc. [25] Among them, air filtration technology is of great interest due to low equipment cost and low energy consumption. The conventional fibrous membrane (e.g. glass, polyethylene [PE], polypropylene [PP], polyester, and aramid fibers), as a kind of porous media, has been widely applied in different filtration scenes, including disposable respirators, industrial gas cleaning equipment, cleanroom air purification systems, automotive cabin air filters, and indoor air purifiers [26]. Such fibrous media still suffer from some structural and performance disadvantages, such as large fiber diameter, nonuniform fiber diameter and pore size, relatively low filtration efficiency, high basis weight, and poor high-temperature resistance [27].

While the conventional technologies are being pushed toward their capacity limits, innovations in nanomaterials and more broadly nanotechnology have been fueling advances in environmental science and engineering [28].

## 1.3 Nanotechnology

### 1.3.1 History of Nanotechnology Evolution

The term “nanotechnology” can be traced back in 1959 when it was first used by Richard Feynman in his famous lecture entitled “There’s Plenty of Room at the Bottom,” which is hailed by many as the herald of the era of nano [29]. Starting 1980s, two major breakthroughs sparked the growth of nanotechnology in the modern era. First, in 1981, the invention of the scanning tunneling microscope provided unprecedented visualization of individual atoms and bonds. Second, fullerenes were discovered in 1985 by Harry Kroto, Richard Smalley, and Robert

Curl, who together won the 1996 Nobel Prize in Chemistry [30, 31]. Initially,  $C_{60}$  was not described as nanotechnology while the term was used regarding subsequent work with related graphene tubes (called carbon nanotubes), which suggested potential applications for nanoscale electronics and devices.

In the beginning of 2000s, there were commercial applications of nanotechnology, although these were limited to the bulk application of nanomaterials and do not involve atomic control of matter, such as using silver nanoparticles as antibacterial agent, nanoparticle-based transparent sunscreens, and carbon nanotubes for stain-resistant textiles [32–34].

Nanotechnology is developing at a very fast rate, and its development is regarded as another industrial revolution. It is anticipated that increasing integration of nanoscale science and engineering knowledge promises mass applications of nanotechnology in all fields of the industry [35].

### 1.3.2 Concept and Definition

Overall, nanotechnology is the manipulation of matter at an atomic, molecular, and supramolecular scale. It is naturally very broad, including fields of science as diverse as surface science, organic chemistry, molecular biology, semiconductor physics, energy storage, microfabrication, molecular engineering, etc. [36–39] The associated research and applications are equally diverse, ranging from extensions of conventional device physics to completely new approaches based upon molecular self-assembly [40], from developing new materials with dimensions on the nanoscale to direct control of matter on the atomic scale.

Nanomaterials are defined as the structures that can be produced in a controlled manner in a size ranging from 1 to 100 nm in one, two, or three dimensions [41]. Materials reduced to the nanoscale can show different properties compared with what they exhibit on a macroscale, enabling unique applications. For instance, opaque substances can become transparent (copper); stable materials, combustible (aluminum); and insoluble materials, soluble (gold). A material such as gold, which is chemically inert at normal scales, can serve as a potent chemical catalyst at nanoscales.

### 1.3.3 Fields of Current Applications

Nanotechnology is widely regarded as a powerful enabling platform, and it has created many new materials and devices with a vast range of applications [42, 43]. The nanotechnology research has produced many scientific breakthroughs and is fostering potentially endless possibilities. Some applications of nanotechnology in the fields of nanomedicine, energy, and environment are briefed as follows.

Nanotechnology provides new options for drug delivery and disease therapies. Nanosized drug carrier enables drugs to be precisely delivered to the right location in the body and release drug doses on a predetermined schedule for optimal treatment. The surgical nanorobot, programmed or guided by a human surgeon, can act as a semiautonomous on-site surgeon inside the human body

when introduced into the body through vascular system or cavities [44, 45]. Moreover, the integration of nanotechnology with molecular imaging provides a versatile platform for novel design of nano-probes that have tremendous potential to enhance the sensitivity, specificity, and signaling capabilities of various biomarkers in human diseases.

Nanotechnology has potential in securing new sustainable energy sources and in effective use of existing energy resources. It has reduced cost both of solar cells and the equipment needed to produce and deploy them, making solar power economical and hence a more useable alternative to fossil fuels. There is a potential for nanotechnology to cut down on energy consumption through lighter materials for vehicles, smart materials that lead to more effective temperature control, advanced materials that increase the efficiency of electrical components and transmission lines, and materials that could contribute to a new generation of fuel cells and a step closer toward a hydrogen economy, among numerous others [46, 47].

From an environmental engineering point of view, nanotechnology presents new opportunities to improve how contaminants in the environment are measured, monitored, managed, and minimized, which will be discussed heavily in the rest of the chapters.

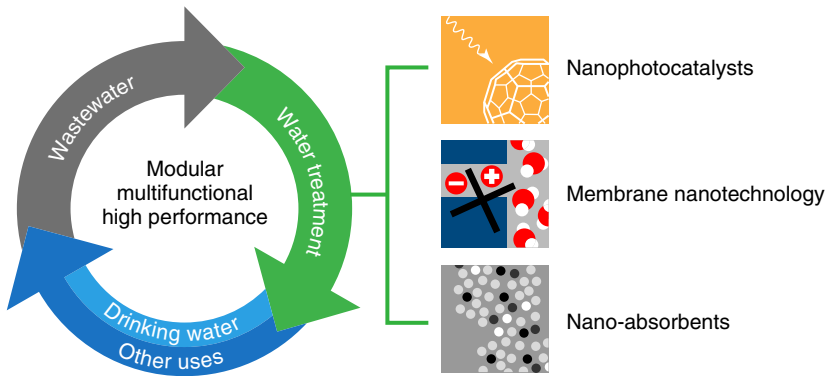
Overall, nanomaterials have two primary advantages over conventional bulk materials: (i) they have small size and thus big specific surface area, which are beneficial to many interface-related applications, and (ii) their properties, including chemical, physical, optical, electronic, mechanical, and magnetic properties, can be judiciously tuned by controlling their size, surface morphology, shape and crystal orientation, etc. As a result, going to nanoscale has opened up numerous new avenues that would otherwise be impossible with conventional bulk materials.

#### 1.3.4 Nanotechnology in Environmental Engineering

Applications of nanotechnology in environmental science and engineering mainly include a high surface area for adsorption (nano-adsorbents), unique surface functionalization properties, high activity for (photo)catalysis (environmental catalytic materials), nanofiltration for wastewater treatment, nanofibrous air filter, water purification and desalination membranes, and sensors for water quality monitoring (Figure 1.1) [15, 48–52].

For example, nano-adsorbents offer significant improvements over conventional adsorbents with their extremely high specific surface area and tunable pore size and surface chemistry. The high surface area and size-dependent surface structure at the nanoscale could create highly active adsorption sites [53], resulting in higher adsorption capacity. Meanwhile, the surface of many nanomaterials can be functionalized to target specific contaminants, achieving high selectivity.

As for environmental sensors, the integration of nanomaterials and recognition agents could yield fast, sensitive, and selective sensors for water quality



**Figure 1.1** Nanotechnology applications involving nanophotocatalysts, membrane nanotechnology, and nanoadsorbents for a safe and sustainable water supply. Source: Qu et al. 2012 [48]. Reprinted with permission of American Chemical Society.

monitoring [54]. Effective nanomaterials can improve sensor sensitivity and speed and achieve multiplex target detection by utilizing their unique electrochemical, optical, or magnetic properties.

Membrane technology is a key component of an integrated water treatment and reuse paradigm. However, current materials and fabrication methods for membranes are largely based on empirical approaches and lack molecular-level design, thus hampering membrane performance and increasing the cost of water treatment [55]. A nanoscale membrane with molecular-level design can potentially overcome some limitations in conventional membranes especially permeability–selectivity trade-off and high fouling propensity [56].

Photocatalysis is the phenomenon of overcoming the activation energy or temperature of a chemical reaction by light. AOPs paired with sunlight present an attractive option for water treatment by the generation of OH radical [57]. Nanophotocatalysts can be used to break down a wide variety of organic materials, organic acids, estrogens, pesticides, dyes, crude oil, microbes, and inorganic molecules such as nitrous oxides. In combination with precipitation or filtration, photocatalysis can also remove metals like mercury [58]. Photocatalytic oxidation used in water treatment has an obvious advantage of high reaction rates due to high specific surface areas and low mass-transfer restrictions unmatched by other conventional methods, especially when there are high concentrations of organic pollutants in water [59].

Overall, nanotechnology is actively pursued to both enhance the performance of existing treatment processes and develop new processes. It is now a popular belief that many of the solutions to the existing and even future environmental challenges are most likely to come from nanotechnology and especially novel nanomaterials with increased affinity, capacity, and selectivity for environmental contaminants. The field of rational design of nanomaterials for environmental engineering has grown significantly in the past two decades and is poised to make its contribution to creating next-generation environmental technologies in the years to come [7, 50, 60–64].

## 1.4 Artificially Intelligent Materials

### 1.4.1 Artificial Intelligence (AI) and Nanotechnology

The first work that is now generally recognized as artificial intelligence (AI) was McCulloch and Pitts' 1943 formal design for Turing-complete "artificial neurons" [65]. The AI concept emphasizes the capability of manmade machines to imitate intelligent human behavior to perform tasks normally requiring human intelligence but without humanlike intervention [66]. Thus, the design of AI machine necessitates proactive, instead of reactive, functionality, which endows the machine with anticipatory, change-oriented, and self-initiated behavior.

As a matter of fact, AI entered the general field of nanotechnology in the 1990s. Nanomaterials with certain level of AI are entrusted with multiple, synergistic, and proactive functionalities so that these "nanomachines" perceive their environment and subsequently take automated actions or make self-adjustments for the purpose of maximizing their possibility to achieve their desired goal [67].

For practical applications, it is desired to rationally integrate multiple synergistic and advanced functions into one single material and to design the responsive functions that can switch to a desirable function in a controlled fashion in response to the external environmental stimuli. Following this line of thought, the AI materials could provide unprecedented advantages over traditional materials.

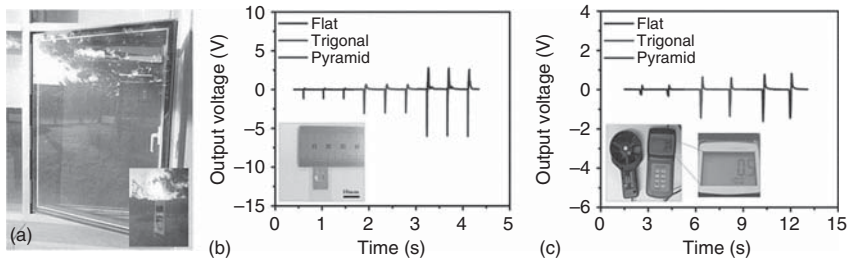
Recently, there have been significant developments in the materials that are integrated with "artificial intelligence." These intelligent nanomaterials typically have one or more of their properties (e.g. mechanical, thermal, optical, or electromagnetic properties) able to vary in a predictable or controllable way in response to external stimuli, such as stress, light, temperature, moisture, pH, electric or magnetic fields, etc.

### 1.4.2 Examples of Artificially Intelligent Nanomaterials

Generally, the response mechanism of intelligent nanomaterials lies in the change in molecular movement in response to external stimuli, which brings about the macroscopic property change of the materials. Some artificially intelligent nanomaterials in engineering fields including energy nanogenerator/nanosensor, shape-memory materials, and artificial muscles are presented as follows.

#### 1.4.2.1 Energy Nanogenerator/Nanosensor (Piezoelectric/Triboelectric Materials)

Piezoelectric materials are crystalline materials exhibiting piezoelectric effect [68–70] and mainly include inorganic semiconducting piezoelectric ZnO nanowires, GaN nanowires, and lead-based and lead-free perovskite materials (e.g.  $\text{Pb}(\text{Zr,Ti})\text{O}_3$ ,  $\text{NaNbO}_3$ ,  $\text{KNbO}_3$ ,  $\text{BaTiO}_3$ , and  $\text{ZnSnO}_3$  [71–77]) and piezoelectric polymer (e.g. polyvinylidene difluoride [PVDF] and poly(vinylidene fluoride-co-trifluoroethylene) [P(VDF-TrFE)]) [78–80]. Piezoelectric materials have been integrated along with sensors and actuators to



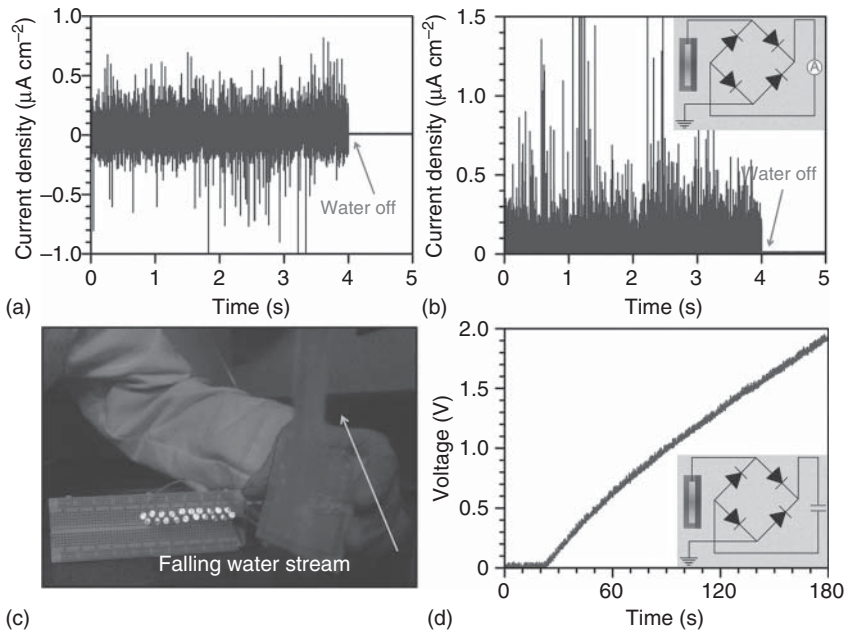
**Figure 1.2** (a) Climate sensor is situated onto the window outward. *Inset*: Enlarged illustration of the rain sensor. (b) The output voltage generated from different types of sensors with respect to patterns on the surface as dropping water droplet. *Inset*: Water droplets staying at the sensor surface (scale bar: 10 mm). (c) Output voltage generated from sensors with respect to patterns on the surface as stirring up the wind using an air gun. *Inset*: Wind speed was recorded by an anemometer. Source: Lee et al. 2015 [85]. Reprinted with permission of John Wiley and Sons.

make intelligent materials. For example, piezoelectric materials have been used to capture and harvest mechanical energy wasted in nature (e.g. airflow, raindrop, sound, human motion, and ocean waves) that can later be used as portable, lightweight, and sustainable power sources [81–84]. Figure 1.2 presents a self-powered pressure sensor based on piezoelectric effect to detect water droplet and wind flow [85].

Triboelectric nanogenerator (TENG) has been produced to collect energy from common environmental sources [86–88]. When contacting and separating two different materials with oppositely charged surfaces, there is surface electron transfer, which in turn creates an electric potential difference. By repeating the contact and separation in a cyclic manner, electrons can be driven to flow through external load, generating a continuous output. Wang's group pioneered and demonstrated many TENG designs that harvested multiple types of environmental energy [89]. For example, a superhydrophobic and self-cleaning PTFE-based TENG could harvest the water-related energy in the environment [90]. The power generated from water drop could power 20 light-emitting diodes (LEDs) (Figure 1.3). Such water-TENG can also serve as a sensor to detect water/liquid leakage from a container/pipe [91, 92].

#### 1.4.2.2 Shape-Memory Materials

Shape-memory materials are featured by their ability to recover their original shape from a significant and seemingly plastic deformation when a particular stimulus is applied [93–95]. Shape-memory materials can be inorganic or organic materials [96]. Shape-memory metal alloys can change their shape through microstructural transformation induced by temperature or magnetic fields. On the other hand, shape-memory polymers are intelligent as they have the ability to return from a temporary deformed shape to a memorized permanent shape upon external stimuli, including heat [97–100], light irradiation [101, 102], solvent [103, 104], electrical current [105], and magnetic fields [106]. Representative shape-memory polymers contain polyurethanes [107], cellulose [103, 104], block copolymer of polyethylene terephthalate (PET) and

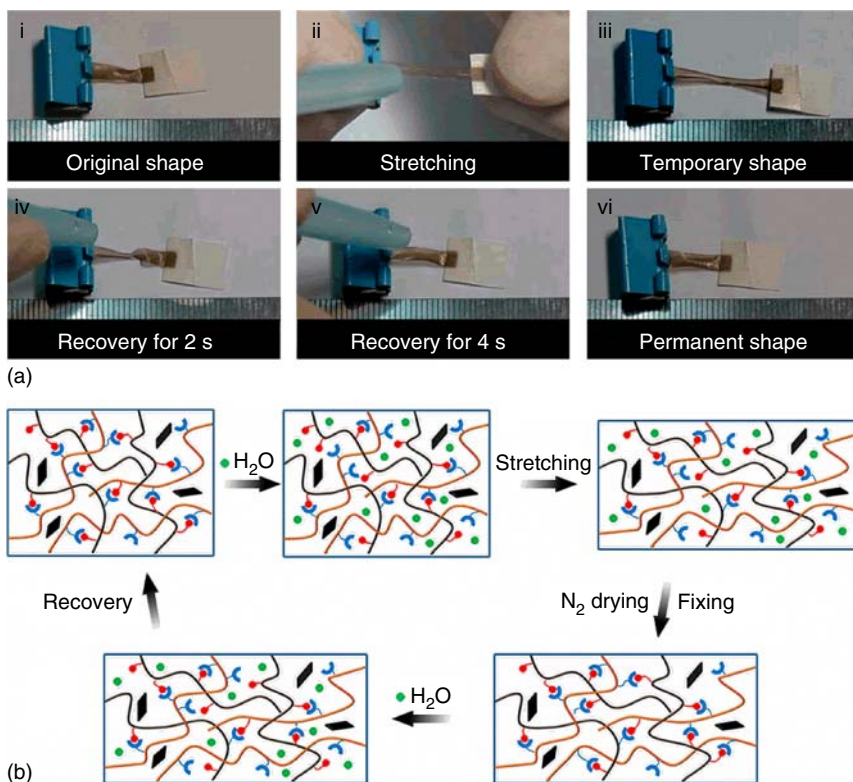


**Figure 1.3** (a) Output current density of the water-TENG generated from flowing tap water. (b) The alternating current (ac) output transformed to unidirectional pulse output by a full-wave rectifying bridge. (c) The image of the water-TENG used as a power source to light up 20 LEDs. (d) The rectified output used to charge a commercial capacitor of  $33 \mu\text{F}$ . Insets of (b) and (d) are the sketches of the corresponding circuit connection polarities. Source: Lin et al. 2014 [90]. Reprinted with permission of John Wiley and Sons.

polyethylene oxide (PEO) [108], block copolymers containing polystyrene and poly(butadiene) [101, 109], polynorbornene or hybrid polymers consisting of polynorbornene units substituted by polyhedral oligosilsesquioxane (POSS) [110], etc. Shape-memory polymers have several advantages over inorganic materials. They have higher deformation strain, lower stiffness, density and manufacturing cost, potential biodegradability and healability, and the capability to be activated by various stimuli [111, 112]. Therefore, they have diverse promising applications in areas of biomedical devices, the aerospace industry, textiles, flexible electronics, and so forth [113–117]. Figure 1.4 presents a healable shape-memory polymeric films that can heal the mechanical damage and the fatigued shape-memory function [118].

### 1.4.2.3 Actuator

Intelligent actuators is a generic term for a class of materials and devices that can offer controllable mechanical responses (contract, expand, or rotate) toward external stimuli, such as electric fields [119, 120], temperature [121, 122], solvent [123], humidity [124–126], and light [127, 128], and convert those input energies into 2D or 3D movements. As energy transducers, actuators have numerous promising applications, involving switches [129], microrobotics [126], artificial muscles [130, 131], etc. Therefore, the fabrication of various actuators with

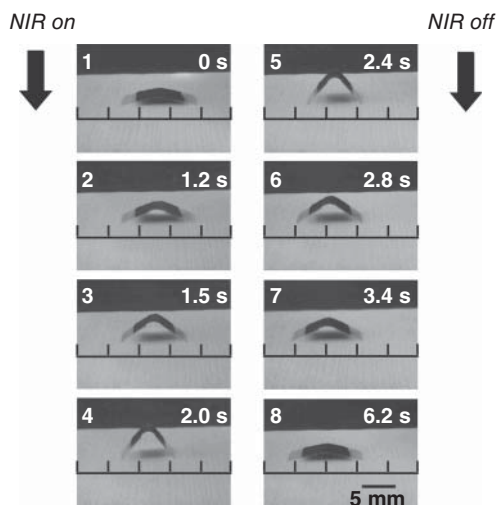


**Figure 1.4** (a) Polymeric films are fabricated by layer-by-layer assembly of branched poly(ethylenimine) (bPEI)-graphene oxide (GO) complexes with poly(acrylic acid) (PAA). As-prepared films exhibited the shape-memory function. The small piece of paper stuck on the right side of the film was used to stretch the film during the shape-memory process. (b) Schematic illustration of the shape-memory mechanism of the PAA/bPEI-GO film. The humidity-induced healing and shape-memory behavior are due to the electrostatic and hydrogen-bonding interactions induced by water between PAA and bPEI-GO complexes. Source: Xiang et al. 2017 [118]. Reprinted with permission of American Chemical Society.

intelligent response has become a heated topic in scientific and engineering fields.

In 2013, Ma et al. prepared a water-responsive artificial actuator that combined both a rigid matrix (polypyrrole) and a dynamic network (polyol-borate). The actuator could exchange water with the environment to induce its structural expansion and contraction, resulting in rapid and continuous locomotion [125]. The film actuator of this type as an artificial muscle could generate contractile stress up to 27 MPa, lift objects 380 times heavier than itself, and transport cargo 10 times heavier than itself. Meanwhile, by associating with a piezoelectric element, this film can be used as an energy generator driven by water gradients, capable of outputting alternating electricity with a peak voltage of  $\sim 1.0$  V. Actuator driven by light possesses distinctive advantages, involving remote control, non-contact actuation, and high-level integration with other components as no





**Figure 1.5** The bilayer actuator was fabricated by exploiting the photothermal conversion and humidity-sensitive properties of polydopamine-modified reduced graphene oxide (PDA-RGO). Therefore, an NIR light-driven walking device capable of performing quick wormlike motion on a ratchet substrate was built by connecting two polyethylene terephthalate plates as claws on opposite ends of the bilayer actuator. Locomotion of a walking device on a ratchet substrate when NIR light is periodically turned on (1–4) and off (5–8). The walking device moves from right to left. Source: Ji et al. 2014 [134]. Reprinted with permission of John Wiley and Sons.

wires or connections are required [132, 133]. Figure 1.5 presents a near-infrared (NIR) light-driven bilayer actuator capable of reversible bending/unbending motions [134].

## 1.5 Intelligent Environmental Nanomaterials

### 1.5.1 Overview

Given that there are inherent complexity and unpredictability and more particularly varying and even quite contrasting application scenarios in environmental problems, an ideal design of environmental nanomaterials should be proactive with AI.

These nanomaterials work as “nanomachines” that, based on their environmental conditions, make self-adjustments to maximize their possibility to achieve their desired goals [67]. Thus, these nanomaterials are “intelligent” based on the previous definition. The key to a successful design of intelligent nanomaterials is endowing the nanomaterials with proactive functionality that would lead to their change-oriented and self-initiated behaviors during their applications. Given the inherent complexity and stochastic nature of environmental problems, environmental nanomaterials can greatly benefit from an intelligent design, i.e. the ability to change its properties depending on the environmental conditions.

However, the development and application of intelligent nanomaterials in the environmental field is comparatively sluggish and still at a very nascent stage,

although its popularity is growing. However, over the years, there are indeed some exciting exploratory works done in the intelligent environmental nanomaterials, many of which seemingly offer innovative and disruptive technologies.

### 1.5.2 Self-Propelled Nanomotors

Self-propulsion at nanoscale always represents a challenge. The latest self-propelled nanomotors can draw in fuel from surrounding medium and generate remarkable thrust and force through the ejection of gas bubbles from chemical reactions or fuel-free stimuli response like light [135–137], magnetic fields [138–140], electric fields [141–143], ultrasound [144, 145], etc. The self-propelled nanomotors that are able to autonomously transport remediation agent throughout polluted samples/media with ultrahigh speed and to penetrate inaccessible locations [146–148] have potential such environmental applications as water quality screening [149–154], removal and degradation of pollutants [155–158], removal of spilled oil [159–161], CO<sub>2</sub> scrubbing [162], etc.

### 1.5.3 Intelligent Gating Membrane

Conventional filtration membranes can be imparted with responsive gates that could self-regulate their permeation and species selectivity by intelligently switching their on/off states, which offer certain hope toward differential water quality or fit-for-purpose separation using the same separation membranes [163]. A number of photothermal materials, when combined with membrane distillation (MD), can harvest solar energy, generate heat locally only at the membrane and bulk water interface, and thus lead to considerably improved energy efficiency when compared with the conventional bulk water heating scheme of the conventional MD processes [164–168].

### 1.5.4 Switchable Oil/Water Separation

In the field of oil spill cleanup, intelligent materials show tremendous advantages over conventional methods. A bio-inspired intelligent membrane with superwetting behavior can easily realize gravity-driven oil/water separation, which is of great importance to facilitate the oil spill cleanup, contributing to reduced response time and operation cost [169–171]. Moreover, the intelligent materials could be made to switch their oil and water wettability between two opposite sides in response to external stimuli and offer self-controlled, on-demand, and selective oil/water separation. The intelligent materials would allow for the recovery of the collected oils as well as the reuse of the separating materials, which the conventional materials largely fail to [170, 171].

### 1.5.5 Self-Healing Environmental Materials

Self-healing materials can self-recover their physical damages, self-restore their lost functions, and self-clean their contaminated surfaces. The healing property effectively expands the lifetime of the materials and reduces the overall

operational cost. Recently, the self-healing materials have been preliminarily extended into environmental areas of water filtration membranes and to fouling resistance of oil/water separation materials with confirmed results at lab scales [172–175].

### 1.5.6 Molecular Imprinting

Imprinting has always been seen as the nature of some intelligent animals, which are capable to learn or “imprint” the characteristics of some external stimulus. However, the artificial materials can be also imparted into such an exciting gift to selectively recognize specific molecule, which is called “molecular imprinting.” Molecular imprinting technique is to create the tailor-made and template-shaped binding sites with the memory of the shape, size, and functional groups of the specific template molecules. Molecularly imprinted materials can be prepared by self-assembly of the functional monomers around the template, followed by cross-linking them in the presence of template molecules. After removing the template molecules, the formed cavities complementary in size, shape, and chemical functionality to the template can selectively rebind the template molecules, just like the model of key and lock. In the environmental area, molecularly imprinted materials can selectively recognize and remove specific pollutants from contaminated water [176–184].

### 1.5.7 Nanofibrous Membrane Air Filters

The nanofibrous membranes offer a multitude of attractive features such as high specific surface area, high porosity, interconnected porous structure, more active sites, easy functionalization ability, and good mechanical behavior [26, 185–189]. Therefore, the nanofibrous membranes have great potential in air filters that are capable of  $PM_{2.5}$  removal. The intelligently designed nanofibrous membrane air filters can have multifunctions, such as high filtration capacity, high transparency, large-scale production, high thermal stability, toxic gases removal, and even self-powering capability, which have an eminent application as personal protective equipment.

From these examples, it is clear that the design of intelligent environmental nanomaterials is meant to create things. Therefore, it is expected that new designs of intelligent environmental nanomaterials will continue to be produced.

## 1.6 Introduction to the Book Chapters

The purpose of this book is to provide a comprehensive review of the state-of-the-art intelligent environmental nanomaterials, with a particular focus on the design concepts and responsiveness of the materials.

We will present a broad collection of artificially intelligent materials and systems that are used in environmental problem solving. The book covers the following topics: (i) intelligent functional materials and responsive mechanisms (Chapter 2), (ii) designing filtration membranes with responsive gates

(Chapter 3), (iii) switchable wettability materials for controllable oil/water separation (Chapter 4), (iv) self-healing materials for environmental applications (Chapter 5), (v) emerging nanofibrous air filters for PM<sub>2.5</sub> removal (Chapter 6), (vi) self-propelled nanomotor for environmental applications (Chapter 7), (vii) molecular imprinting in wastewater treatment (Chapter 8), and (viii) emerging synergistically multifunctional and all-in-one nanomaterials and nanodevices in advanced environmental applications (Chapter 9). We hope this book would provide an inspiration for readers to further explore intelligent materials to solve environmental problems.

## References

- 1 Negro, C., Garcia-Ochoa, F., Tanguy, P. et al. (2018). Barcelona declaration-10th World Congress of Chemical Engineering, 1-5 October 2017. *Chemical Engineering Research and Design* 129: A1–A4.
- 2 Padowski, J.C. and Gorelick, S.M. (2014). Global analysis of urban surface water supply vulnerability. *Environmental Research Letters* 9 (10): 104004.
- 3 Schiermeier, Q. (2014). Water risk as world warms. *Nature* 505 (7481): 10–11.
- 4 Connor, R. (2015). *The United Nations World Water Development Report 2015: Water for a Sustainable World*. Paris, France: UNESCO Publishing.
- 5 Prüss-Ustün, A., Bartram, J., Clasen, T. et al. (2014). Burden of disease from inadequate water, sanitation and hygiene in low-and middle-income settings: a retrospective analysis of data from 145 countries. *Tropical Medicine & International Health* 19 (8): 894–905.
- 6 Zhang, Q., Jiang, X., Tong, D. et al. (2017). Transboundary health impacts of transported global air pollution and international trade. *Nature* 543 (7647): 705–709.
- 7 Westerhoff, P., Alvarez, P., Li, Q. et al. (2016). Overcoming implementation barriers for nanotechnology in drinking water treatment. *Environmental Science: Nano* 3 (6): 1241–1253.
- 8 Gibson, L.T. (2014). Mesosilica materials and organic pollutant adsorption: part A removal from air. *Chemical Society Reviews* 43 (15): 5163–5172.
- 9 Ali, I. (2012). New generation adsorbents for water treatment. *Chemical Reviews* 112 (10): 5073–5091.
- 10 Gupta, V.K., Ali, I., Saleh, T.A. et al. (2012). Chemical treatment technologies for waste-water recycling-an overview. *RSC Advances* 2 (16): 6380–6388.
- 11 Martínez-Huitle, C.A., Rodrigo, M.A., Sirés, I., and Scialdone, O. (2015). Single and coupled electrochemical processes and reactors for the abatement of organic water pollutants: a critical review. *Chemical Reviews* 115 (24): 13362–13407.
- 12 Yu, L., Wang, H., Zhang, Y. et al. (2016). Recent advances in halloysite nanotube derived composites for water treatment. *Environmental Science: Nano* 3 (1): 28–44.
- 13 Pendergast, M.M. and Hoek, E.M. (2011). A review of water treatment membrane nanotechnologies. *Energy & Environmental Science* 4 (6): 1946–1971.

- 14 Lively, R.P. and Sholl, D.S. (2017). From water to organics in membrane separations. *Nature Materials* 16 (3): 276–279.
- 15 Werber, J.R., Osuji, C.O., and Elimelech, M. (2016). Materials for next-generation desalination and water purification membranes. *Nature Reviews Materials* 1 (5): 16018.
- 16 Hao, X.-D., Wang, Q.-L., Zhu, J.-Y., and Loosdrecht, M.C.M.V. (2010). Microbiological endogenous processes in biological wastewater treatment systems. *Critical Reviews in Environmental Science and Technology* 40 (3): 239–265.
- 17 Borch, T., Kretzschmar, R., Kappler, A. et al. (2009). Biogeochemical redox processes and their impact on contaminant dynamics. *Environmental Science & Technology* 44 (1): 15–23.
- 18 Yoon, J., Lee, Y., and Kim, S. (2001). Investigation of the reaction pathway of OH radicals produced by Fenton oxidation in the conditions of wastewater treatment. *Water Science and Technology* 44 (5): 15–21.
- 19 Comninellis, C., Kapalka, A., Malato, S. et al. (2008). Advanced oxidation processes for water treatment: advances and trends for R&D. *Journal of Chemical Technology and Biotechnology* 83 (6): 769–776.
- 20 Chong, M.N., Jin, B., Chow, C.W., and Saint, C. (2010). Recent developments in photocatalytic water treatment technology: a review. *Water Research* 44 (10): 2997–3027.
- 21 Dewil, R., Mantzavinos, D., Poulios, I., and Rodrigo, M.A. (2017). New perspectives for advanced oxidation processes. *Journal of Environmental Management* 195: 93–99.
- 22 Gupta, V.K., Jain, R., and Varshney, S. (2007). Removal of Reactofix golden yellow 3 RFN from aqueous solution using wheat husk-an agricultural waste. *Journal of Hazardous Materials* 142 (1-2): 443–448.
- 23 Barragán, B.E., Costa, C., and Marquez, M.C. (2007). Biodegradation of azo dyes by bacteria inoculated on solid media. *Dyes and Pigments* 75 (1): 73–81.
- 24 Yu, L., Han, M., and He, F. (2017). A review of treating oily wastewater. *Arabian Journal of Chemistry* 10: S1913–S1922.
- 25 Song, Y., Zhang, Y., Xie, S. et al. (2006). Source apportionment of PM<sub>2.5</sub> in Beijing by positive matrix factorization. *Atmospheric Environment* 40 (8): 1526–1537.
- 26 Wang, C.-s. and Otani, Y. (2012). Removal of nanoparticles from gas streams by fibrous filters: a review. *Industrial & Engineering Chemistry Research* 52 (1): 5–17.
- 27 Ding, B. and Yu, J. (2014). *Electrospun Nanofibers for Air Filtration*. Heidelberg, Berlin: Springer.
- 28 Chang, J., Zhang, L., and Wang, P. (2018). Intelligent environmental nanomaterials. *Environmental Science: Nano* 5 (4): 811–836.
- 29 Feynman, R.P. (1992). There's plenty of room at the bottom [data storage]. *Journal of Microelectromechanical Systems* 1 (1): 60–66.
- 30 Kroto, H.W., Heath, J.R., O'Brien, S.C. et al. (1985). C<sub>60</sub>: Buckminsterfullerene. *Nature* 318 (6042): 162–163.

- 31 Adams, W.W. and Baughman, R.H. (2005). Richard E. Smalley (1943-2005). *Science* 310 (5756): 1916–1916.
- 32 Sofi, W., Gowri, M., Shruthilaya, M. et al. (2012). Silver nanoparticles as an antibacterial agent for endodontic infections. *BMC Infectious Diseases* 12 (1): P60.
- 33 Faure, B., Salazar-Alvarez, G., Ahniyaz, A. et al. (2013). Dispersion and surface functionalization of oxide nanoparticles for transparent photocatalytic and UV-protecting coatings and sunscreens. *Science and Technology of Advanced Materials* 14 (2): 023001.
- 34 Patra, J.K. and Gouda, S. (2013). Application of nanotechnology in textile engineering: An overview. *Journal of Engineering and Technology Research* 5 (5): 104–111.
- 35 Roco, M.C. (2011). The long view of nanotechnology development: the National Nanotechnology Initiative at 10 years. *Journal of Nanoparticle Research* 13 (2): 427–445.
- 36 Hübler, A.W. and Osuagwu, O. (2010). Digital quantum batteries: energy and information storage in nanovacuum tube arrays. *Complexity* 15 (5): 48–55.
- 37 Shinn, E., Hübler, A., Lyon, D. et al. (2013). Nuclear energy conversion with stacks of graphene nanocapacitors. *Complexity* 18 (3): 24–27.
- 38 Lyon, D. and Hubler, A. (2013). Gap size dependence of the dielectric strength in nano vacuum gaps. *IEEE Transactions on Dielectrics and Electrical Insulation* 20 (4): 1467–1471.
- 39 Saini, R., Saini, S., and Sharma, S. (2010). Nanotechnology: the future medicine. *Journal of Cutaneous and Aesthetic Surgery* 3 (1): 32.
- 40 Belkin, A., Hubler, A., and Bezryadin, A. (2015). Self-assembled wiggling nano-structures and the principle of maximum entropy production. *Scientific Reports* 5: 8323.
- 41 Buzea, C., Pacheco, I.I., and Robbie, K. (2007). Nanomaterials and nanoparticles: sources and toxicity. *Biointerphases* 2 (4): MR17–MR71.
- 42 Shi, J., Kantoff, P.W., Wooster, R., and Farokhzad, O.C. (2017). Cancer nanomedicine: progress, challenges and opportunities. *Nature Reviews Cancer* 17 (1): 20–37.
- 43 Hench, L.L. (1998). Biomaterials: a forecast for the future. *Biomaterials* 19 (16): 1419–1423.
- 44 Freitas, R.A. (2005). Nanotechnology, nanomedicine and nanosurgery. *International Journal of Surgery* 3 (4): 243–246.
- 45 Freitas, R.A. (2005). Current status of nanomedicine and medical nanorobotics. *Journal of Computational and Theoretical Nanoscience* 2 (1): 1–25.
- 46 Dresselhaus, M. and Thomas, I. (2001). Alternative energy technologies. *Nature* 414 (6861): 332–337.
- 47 Presting, H. and König, U. (2003). Future nanotechnology developments for automotive applications. *Materials Science and Engineering: C* 23 (6-8): 737–741.
- 48 Qu, X., Brame, J., Li, Q., and Alvarez, P.J.J. (2012). Nanotechnology for a safe and sustainable water supply: enabling integrated water treatment and reuse. *Accounts of Chemical Research* 46 (3): 834–843.