

Piano

The Classical Piano Method

Method Book 3

Heumann



ED 13563

 SCHOTT

The Classical Piano Method

Method Book 3

HANS-GÜNTER HEUMANN

ED 13563

About the author:

Hans-Günter Heumann is a freelance composer and author, living in southern Germany.

Since studying piano, composition, and music pedagogy at the Musikhochschule Hannover, followed by further studies in the USA, he has dedicated himself to the editing of pedagogical piano material. He has a particular interest in presenting music in an accessible way to reach a broad audience.

Based on many years of experience teaching children, young people and adults, Hans-Günter Heumann has written a great number of internationally successful and award winning publications, and has composed and arranged piano music in a range of styles for beginners to advanced students.

Having developed successful, methodical concepts for learning how to play the piano for all age groups and abilities, Hans-Günter Heumann's work has been translated into many different languages and sold millions of copies, an indication of the wide-spread appreciation of his work.

His publications *Klavierspielen – mein schönstes Hobby* and *Piano Kids* (both published by Schott Music) have become two of the most significant piano methods in the German language.

Acknowledgments

The author and publishers would like to thank Carol Klose and our colleagues at Hal Leonard Corporation for expert suggestions, support and advice in the development of *The Classical Piano Method*.

ED 13563

British Library Cataloguing-in-Publication-Data.

A catalogue record for this book is available from the British Library.

© 2014 Schott Music Ltd, London

All rights reserved. No part of this publication may be reproduced, stored in a retrieval system, or transmitted, in any form or by any means, electronic, mechanical, photocopying, recording or otherwise, without the prior written permission of Schott Music Ltd, 48 Great Marlborough Street, London W1F 7BB

Cover design by www.adamhaystudio.com

Cover photography: iStockphoto

Layout and Engraving: www.bbruemmer.de

English translation: Wendy Lampa

S&Co.8939

Contents

SUMMARY OF BOOK 2	6
-------------------------	---

LESSON 1

Song Accompaniment 1	8
The Linden Tree / Lead Sheet / <i>Lead Sheet</i>	8
The Linden Tree / Pattern 1 / <i>Bordun</i>	9
The Linden Tree / Pattern 2	10
The Linden Tree / Pattern 3	11
The Linden Tree / Pattern 4	11
The Linden Tree / Pattern 5	11

LESSON 2

D Major Scale / D Major Triad with Inversions / Perfect Cadence in D Major with Inversions	12
Finger Fitness 1	13
Country Dance / <i>Ländler</i>	14
Musette	15

LESSON 3

Song Accompaniment 2	16
Lullaby / Lead Sheet	16
Lullaby / Pattern 5	17

LESSON 4

B Minor Scales – Natural, Harmonic, Melodic / B Minor Triad	18
Finger Fitness 2	19
<i>After the Ball / Mazurka</i>	20
Agogics / <i>rallentando, ritardando, ritenuto, stringendo, accelerando, Tempo rubato</i>	21

LESSON 5

B \flat Major Scale / B \flat Major Triad with Inversions / Cadence in B \flat Major	22
Finger Fitness 3	23
<i>Allegro / Appoggiatura, portato</i>	24

LESSON 6

G Minor Scales – Natural, Harmonic, Melodic / G Minor Triad	26
Finger Fitness 4 / Extending the range	27
The Sick Doll	28
Exercises for Finger Independence	29
Minuet	30
Theory Check 1	31

LESSON 7

Sight Reading	32
---------------------	----

LESSON 8

Classical Crash Course 1 / Stylistic Period: Baroque	34
Figured bass, Concerto grosso, Polyphony, Opera, Oratorio, Cantata, Suite, Fugue	34
Ombra mai fù	36
Prepare Thyself, Zion	38
Finger Fitness 5 / <i>Sequence</i>	39
Finger Fitness 6	40
Thirty-second note / Demisemiquaver	41
Zion Hears the Watchmen Calling / <i>Trill</i>	42
Prelude / <i>Mordent</i>	44
Pastorale	46
Finger Fitness 7	47
Sarabande / <i>Sarabande</i>	48
Fughetta / Subject, Countersubject, Answer	50
Theory Check 2	53

LESSON 9

Chromatic Scale	54
Finger Fitness 8	55
Entry of the Gladiators	56

LESSON 10

Classical Crash Course 2 / Stylistic Period: Classical	58
Sonata, Symphony, Solo Concerto, String quartet	58
Sonatina in C Major, 1 st movement	60

Simplest Sonata Form: Exposition, Development, Recapitulation	61
Sonatina in C Major, 2 nd movement	64
Sonatina in C Major, 3 rd movement	66
“Surprise” Symphony	68
Symphony No. 9	70
Concerto for Clarinet and Orchestra	72
Serenade	74
Theory Check 3	75

LESSON 11

Classical Crash Course 3 / Stylistic Period: Romantic	76
Programme Music, Salon Music, Character Piece, Art Song (Lied)	76
A Ball	78
Symphony “From the New World”	80
Nessun dorma	81
The Maiden’s Prayer	84
Finger Fitness 9	85
Wild Horseman	86
Finger Fitness 10	87
Pastoral / <i>Acciaccatura</i> , <i>Double acciaccatura</i>	88
Old French Song / <i>Double dotted note</i>	90
Heidenröslein	92
Theory Check 4	93

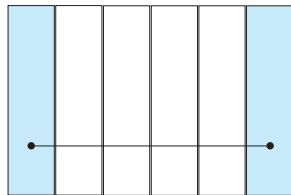
LESSON 12

Polyrhythms	94
Finger Fitness 11	95
Prelude / <i>stretto</i> , <i>smorzando</i> , <i>Double-sharp sign</i> , <i>Turn</i>	96


THEORY CHECK SOLUTIONS	98
PIANO WARM-UPS	100
GLOSSARY	104
FURTHER REPERTOIRE	107
TRACK LIST	110
KEYBOARD NOTATION SYSTEM	112

Summary of Book 2


Intervals



Sixth



Seventh



Octave

Dynamics (volume)

sforzato.....*sf*..... a very strong accent

marcato..... marked, emphasized

diminuendo.....*dim. or dimin.*..... Decreasing in volume, becoming softer – same meaning as decrescendo

Tempo (speed)

vivace..... lively, fast

con moto..... with movement, quickly

tranquillo..... tranquil

grazioso..... graceful, charming


espressivo..... with expression


a tempo..... return to the previous tempo


adagio..... slowly, unhurried

Time signatures, notes, rests

6/8 time



Sixteenth note = 
Semiquaver


Sixteenth rest = 
Semiquaver Rest



C = $\frac{4}{4}$


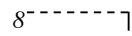
Dotted Eighth note = 
Dotted Quaver

Dotted Eighth rest = 
Dotted Quaver rest



count: 1 2 3 4 5 6

Octave Transposition Sign



Dal Segno al Fine = *D.S. al Fine*

Dal Segno is an instruction to repeat a piece of music from the sign (S) until the word *Fine* (= end).

C Major Scale

Natural A Minor Scale

Harmonic A Minor Scale

Melodic A Minor Scale

Cadence in C Major + V7

Cadence in A Minor + V7

Lesson 1

Song Accompaniment 1

● Songs may be accompanied with chords. In Volume 2 of *The Classical Piano Method*, the three primary chords of a key (Step I = Tonic T, Step IV = Subdominant S, Step V = Dominant D) and the Dominant Seventh chord (V7) were introduced and practised in cadences (chord sequences).

● Here we present a classical melody, with chord symbols added. This simplified form of notation is commonly used in jazz, pop and rock music and is known as a **lead sheet**. Using different patterns for the left hand, you can create interesting accompaniments to the melody.

THE LINDEN TREE / LEAD SHEET

♩ = 76 Franz Schubert (1797-1828)

5 G D7 G

7 D7 G D7 G C G D7

13 G D7 G D7 G

© 2014 Schott Music Limited, London

Franz Schubert
(1797-1828)

Country: Austria
Period: Romantic



Schubert's great musical talent was evident from a very early age, and he received his first music lessons from his father. In 1808 he entered the Theological Boarding School of St Stephan's Cathedral in Vienna, as a choir boy, where he was taught by Antonio Salieri amongst others. From 1814-18 he was an assistant teacher at his father's school. From 1818 Schubert lived as a freelance musician, finding, by 1821, musical support and recognition in a circle of friends including

musicians, artists and writers, who called their gatherings 'Schubertiads'. Many of his works received their first performances at these events. Schubert never held an official post and gave only one public performance in his lifetime, which was a great success. Amongst his most famous works are the song cycles: *Die schöne Müllerin* (The Beautiful Maid of the Mill), *Winterreise* (Winter Journey), *Schwanengesang* (Song of Swans), the songs *Ave Maria*, *Ständchen*, *Heidenröslein*, the *Unfinished Symphony*, the Piano Quintet *The Trout*, the String Quartet *Death and the Maiden*, piano works such as *Wanderer Fantasy*, *Impromptus* and *Moment musicaux* and the *German Mass*.

THE LINDEN TREE / PATTERN 1

The first accompaniment pattern consists of single notes, i.e. the primary notes of the tonic, subdominant and dominant. These low held, or accompanying notes

are known as a **bordun** (Fr. bourdon, Ital. bordone = drone). The bordun is an ancient, simple kind of polyphony.

G C D7

♩ = 76

Franz Schubert (1797-1828)
Arr.: Hans-Günter Heumann

5 G D7 G

7 D7 G D7 G 4 C G D7

13 G 2 D7 3 G 4 2 D7 5 G

THE LINDEN TREE / PATTERN 2

A bordun can also be played with several notes as, for example, on the bordun string of a hurdy-gurdy or the bordun pipes of the bagpipes, but usually consists of two notes a fifth apart. The bordun fifth can also be played rhythmically.

G
bordun fifth
bordun fifth
played rhythmically

Franz Schubert (1797-1828)
Arr.: Hans-Günter Heumann

$\text{♩} = 76$
5 G D⁷ G
p
1 3
5

7 D⁷ G D⁷ G C G D⁷
3 4
2 5 1

13 G D⁷ G D⁷ G
2 3 2 5 3
mf *p*