

Piano

# The Classical Piano Method

## Method Book 2

Heumann



ED 13382

 SCHOTT

# The Classical Piano Method

## Method Book 2

HANS-GÜNTER HEUMANN

ED 13382

 SCHOTT

## About the author:

Hans-Günter Heumann is a freelance composer and author, living in southern Germany.

Since studying piano, composition, and music pedagogy at the Musikhochschule Hannover, followed by further studies in the USA, he has dedicated himself to the editing of pedagogical piano material. He has a particular interest in presenting music in an accessible way to reach a broad audience.

Based on many years of experience teaching children, young people and adults, Hans-Günter Heumann has written a great number of internationally successful and award winning publications, and has composed and arranged piano music in a range of styles for beginners to advanced students.

Having developed successful, methodical concepts for learning how to play the piano for all age groups and abilities, Hans-Günter Heumann's work has been translated into many different languages and sold millions of copies, an indication of the wide-spread appreciation of his work.

His publications *Klavierspielen – mein schönstes Hobby* and *Piano Kids* (both published by Schott Music) have become two of the most significant piano methods in the German language.

## Acknowledgments

The author and publishers would like to thank Carol Klose and our colleagues at Hal Leonard Corporation for expert suggestions, support and advice in the development of *The Classical Piano Method*.

ED 13382

British Library Cataloguing-in-Publication-Data.

A catalogue record for this book is available from the British Library.

© 2012/2021 Schott Music Ltd, London

All rights reserved. No part of this publication may be reproduced, stored in a retrieval system, or transmitted, in any form or by any means, electronic, mechanical, photocopying, recording or otherwise, without the prior written permission of Schott Music Ltd, 48 Great Marlborough Street, London W1F 7BB

Cover design by [www.adamhaystudio.com](http://www.adamhaystudio.com)

Cover photography: iStockphoto

Layout and Engraving: [www.bbbruemmer.de](http://www.bbbruemmer.de)

English translation: Wendy Lampa

Printed in Germany S&Co.8716

# Contents

---

|  |    |
|--|----|
| SUMMARY OF BOOK 1 .....  | 6  |
| <b>LESSON 1</b>  |    |
| Treble Clef in Both Hands .....  | 8  |
| <i>At Play / con moto, tranquillo</i> .....                                | 8  |
| Exercise .....   | 9  |
| <b>LESSON 2</b>  |    |
| Fifth or Sixth? / <i>Sixth, marcato, C</i> .....                           | 10 |
| That Sound is so Lovely .....  | 10 |
| <i>Allegretto</i> .....  | 11 |
| Finger Fitness 1 / <i>Seventh, Octave Transposition Sign</i> .....         | 12 |
| <i>Waltz / sforzato, vivace</i> .....                                      | 14 |
| <b>LESSON 3</b>  |    |
| Intervals from a Second to an Octave .....                                 | 16 |
| Finger Fitness 2 .....   | 16 |
| <i>Andante grazioso / grazioso</i> .....                                   | 18 |
| <b>LESSON 4</b>  |    |
| Repetitions / <i>Jingle Bells</i> .....                                    | 20 |
| <i>William Tell / D. S. al Fine</i> .....                                  | 21 |
| <i>Fanfare Minuet</i> .....  | 22 |
| Theory Check 1 .....   | 23 |
| <b>LESSON 5</b>  |    |
| Mirror-Image Cs, to Help with Reading .....                                | 24 |
| Music-Reading Tip .....  | 24 |
| Oh, I C .....  | 24 |
| <b>LESSON 6</b>  |    |
| Passing Under, Passing Over .....  | 26 |
| Little Melodic Exercise .....  | 27 |
| <i>German Dance / German Dance</i> .....                                   | 27 |
| <i>Swan Lake / espressivo, a tempo</i> .....                               | 28 |
| <b>LESSON 7</b>  |    |
| Major Scales .....   | 30 |
| C Major Scale, C Major Triad .....   | 30 |
| Finger Fitness 3 .....   | 31 |
| <i>Cancan / Cancan</i> .....   | 32 |
| Further Accompaniment Patterns to the Cancan / <i>Alberti Basses</i> ..... | 33 |

**LESSON 8**

|  |    |
|--|----|
| Major Triads .....   | 34 |
| Primary Triads in C Major / <i>Tonic (I), Subdominant (IV), Dominant (V)</i> ..... | 34 |
| Perfect Cadence in C Major / <i>Cadence</i> .....                                  | 34 |
| Inversions .....   | 35 |
| Four-Part Perfect Cadence in C Major .....   | 35 |
| <b>Chord Changes</b> .....   | 36 |
| Theory Check 2 .....   | 37 |
| Elementary Study / <i>diminuendo, rinforzato</i> .....                             | 38 |

**LESSON 9**

|  |    |
|--|----|
| Dominant Seventh Chord (V7) .....                            | 40 |
| Perfect Cadence in C Major with Dominant Seventh Chord ..... | 40 |
| <b>The Little Pianist</b> .....                              | 41 |
| <b>The Blue Danube</b> .....                                 | 42 |
| Variations on a Theme / <i>Variation</i> .....               | 44 |

**LESSON 10**

|  |    |
|--|----|
| Two-Part Writing in the Right Hand .....   | 46 |
| <b>Come Together</b> / <i>adagio</i> ..... | 46 |
| <b>Humming Song</b> .....                  | 48 |
| Theory Check 3 .....                       | 49 |

**LESSON 11**

|                                  |    |
|----------------------------------|----|
| Triplets .....                   | 50 |
| <b>Sonatina in C Major</b> ..... | 50 |

**LESSON 12**

|   |    |
|---|----|
| Minor Scales .....  | 52 |
| A Minor Scales, Natural A Minor Scale, A Minor Triad .....                | 52 |
| <b>Finger Fitness 4</b> / <i>Finding the Relative Minor Quickly</i> ..... | 53 |
| Harmonic A Minor Scale .....  | 54 |
| Melodic A Minor Scale .....   | 54 |
| <b>Finger Fitness 5</b> .....   | 55 |
| <b>Gavotte</b> / <i>Gavotte, alla breve</i> .....                         | 56 |
| <b>Alla turca</b> .....   | 57 |

**LESSON 13**

|  |    |
|--|----|
| Sixteenth note (Semiquaver) .....            | 58 |
| <b>Finger Fitness 6</b> .....                | 58 |
| <b>The Young Pianist's First Steps</b> ..... | 59 |
| <b>Arabian Air</b> .....                     | 60 |

**LESSON 14**

|  |    |
|--|----|
| Triads in A Minor .....                  | 62 |
| Cadence in A Minor with Inversions ..... | 62 |

|  |     |
|--|-----|
| Dominant Seventh Chord in A Minor .....                          | 62  |
| Cadence in A Minor with Dominant Seventh Chord .....             | 62  |
| Theory Check 4 .....   | 63  |
| Arabesque .....  | 64  |
| <b>LESSON 15</b>   |     |
| Releasing the Hands .....  | 66  |
| Little Study .....   | 66  |
| Finger Fitness 7 .....   | 67  |
| <b>LESSON 16</b>   |     |
| G Major Scale, G Major Triad .....                               | 68  |
| Finger Fitness 8 .....   | 69  |
| Minuet in G Major .....  | 70  |
| <b>LESSON 17</b>   |     |
| Syncopation .....  | 72  |
| Land of Hope and Glory .....                                     | 73  |
| <b>LESSON 18</b>   |     |
| E Minor Scales (natural, harmonic, melodic), E Minor Triad ..... | 74  |
| Finger Fitness 9 .....   | 75  |
| 6/8 Time .....   | 76  |
| The Moldau .....   | 76  |
| <b>LESSON 19</b>   |     |
| F Major Scale, F Major Triad .....                               | 78  |
| Finger Fitness 10 .....  | 79  |
| Dotted Eighth Note (Dotted Quaver) .....                         | 80  |
| Finger Fitness 11 .....  | 80  |
| Toreador Song .....  | 80  |
| Piano Concerto No. 21 .....                                      | 82  |
| <b>LESSON 20</b>   |     |
| D Minor Scales (natural, harmonic, melodic) .....                | 84  |
| Finger Fitness 12 .....  | 85  |
| Quick Decision / <i>tenuto</i> .....                             | 86  |
| Theory Check 5 .....   | 87  |
| Für Elise .....  | 88  |
| Prelude in C Major .....   | 90  |
| THEORY CHECK SOLUTIONS .....                                     | 92  |
| THEORY REVIEW .....  | 94  |
| GLOSSARY .....   | 96  |
| FURTHER REPERTOIRE .....   | 99  |
| TRACK LIST .....   | 103 |
| KEYBOARD NOTATION SYSTEM .....                                   | 104 |

# Summary of Book 1

## Notes, rests and time signatures

4/4 time



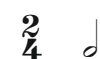
count: 1 2 3 4

3/4 time



1 2 3

2/4 time



1 2

Whole note =  
Semibreve



Whole rest =  
Semibreve rest



Half note =  
Minim



Half rest =  
Minim rest



Quarter note =  
Crotchet




Quarter rest =  
Crotchet rest



Eighth note =  
Quaver



Eighth rest =  
Quaver rest



## Piano notation, key notes and C note positions

Treble or G clef

G line

F line

Bass or F clef

C two leger lines

C 2nd space from the top

C one leger line

C one leger line

C 2nd space from the bottom

C two leger lines

## Dynamics (volume)

|   |   |                          |
|---|---|--------------------------|
| pianissimo  | <i>pp</i>   | very quiet               |
| piano   | <i>p</i>  | quiet                    |
| mezzo piano   | <i>mp</i>   | moderately quiet         |
| mezzo forte   | <i>mf</i>   | moderately loud          |
| forte   | <i>f</i>  | loud                     |
| fortissimo  | <i>ff</i>   | very loud                |
| crescendo (cresc.)                                    |  | gradually getting louder |
| decrescendo (decresc.)<br>or diminuendo (dimin./dim.) |  | gradually getting softer |
| accent  | >   | emphasized               |

## Tempo (speed)

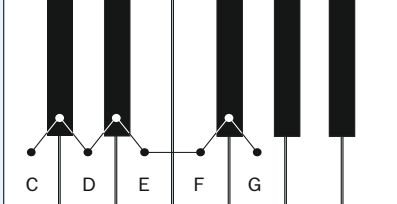
|                          |                          |
|--------------------------|--------------------------|
| <i>largo</i>             | very slow, stately       |
| <i>andante</i>           | walking pace, calmly     |
| <i>moderato</i>          | at a moderate speed      |
| <i>allegretto</i>        | moderately fast          |
| <i>allegro</i>           | fast                     |
| <i>presto</i>            | very fast                |
| <i>ritardando (rit.)</i> | gradually getting slower |

## Accidentals

# = raise (sharp)    ♭ = lower (flat)    ♮ = natural

**The Construction of the Major 5-Note Pattern:**

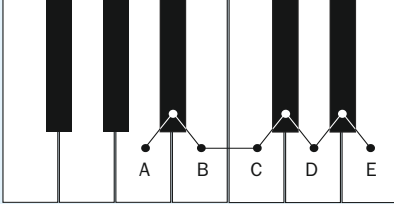
Whole Step   Whole Step   Half Step   Whole Step  
W            W            H            W



C Major

**The Construction of the Minor 5-Note Pattern:**

Whole Step   Half Step   Whole Step   Whole Step  
W            H            W            W



A Minor

## Intervals (distance from one note to another)

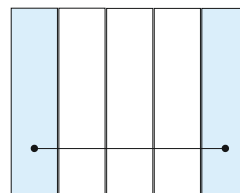
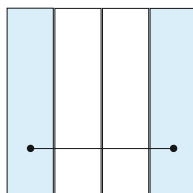
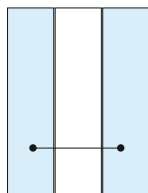
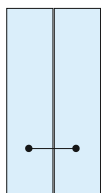


Second

Third

Fourth

Fifth





# Lesson 1

## Treble Clef in Both Hands

### AT PLAY

Op. 197, No. 8

con moto = with movement, quickly  
tranquillo = tranquil

Cornelius Gurlitt (1820-1901)

**Con moto** ♩ = 100

1 3 2 4 3 5

*pp* tranquillo

9

*p*

5 3 4 2 3 1

17 3 3 4 3 2 5

*p* *mf*

1

25 1

*mf*

5

© 2012 Schott Music Limited, London

**Cornelius Gurlitt**  
(1820-1901)

Country: Germany  
Period: Romantic



Gurlitt was an extremely prolific and versatile composer. In addition to orchestral and chamber music, he composed an opera, two operettas, choral works and many songs. However, he is best known today for his piano works, particularly his easy pieces for beginner pianists, for example, *The Young Pianist's First Steps* Op. 82, *Little Melodic Exercises for Beginners* Op. 187, *Fireside Fancies* Op. 197 and *The First Performance* Op. 210.

# EXERCISE

Op. 190, No. 31


Christian Louis Heinrich Köhler (1820-1886)

♩ = 144

© 2012 Schott Music Limited, London

**Christian Louis  
Heinrich Köhler**  
(1820-1886)

Country: Germany  
Period: Romantic  
Works: over 300



Köhler was a pianist, composer, writer and above all a very important piano pedagogue in the 19<sup>th</sup> century. Amongst other works, he wrote operas, music for a play, a ballet, numerous piano pieces, studies and pedagogical works. His pedagogical piano works, such as *20 Easy Pieces* Op. 159, *40 Easy Pieces* Op. 159, *The Easiest Pieces* Op. 190 and the *Practical Method for the Piano* Op. 300 are still important today.