

# Quer durch die 4. Klasse

Englisch



*gemeinsam  
wachsen lernen*

**hauschkaverlag**

<b>Contents</b>	<b>Inhaltsverzeichnis</b>	<b>Seite</b>
Colours .....	Farben .....	1
Numbers .....	Zahlen .....	2 - 4
Clothes .....	Kleidung .....	5
Days and months .....	Tage und Monate .....	6 - 7
Family and pets .....	Familie und Haustiere .....	8 - 9
Farm animals .....	Bauernhoftiere .....	10
At home .....	Zu Hause .....	11 - 14
Prepositions .....	Präpositionen .....	15 - 18
Jobs .....	Berufe .....	19 - 20
Pronouns .....	Pronomen/Fürwörter .....	21 - 22
Hobbies .....	Hobbys .....	23 - 25
Time .....	Uhrzeiten .....	26 - 31
Food and drinks .....	Essen und Getränke .....	32 - 39
Dishes and cutlery .....	Geschirr und Besteck .....	40
Shopping .....	Einkaufen .....	41 - 46
Vehicles .....	Fahrzeuge .....	47 - 49
At the station .....	Am Bahnhof .....	50
Finding the way .....	Den Weg finden .....	51 - 53
Wild animals .....	Wilde Tiere .....	54 - 61
In nature .....	In der Natur .....	62 - 63
Sightseeing .....	Besichtigung .....	64 - 66
Flags and countries .....	Fahnen und Länder .....	67 - 69
Final training .....	Endspurt .....	70 - 72
<b>Lösungen</b> .....		<b>73 - 80</b>

► What colour is it?

green – yellow – red – orange – brown –  
blue – purple – pink – grey – black – white

The football is w \_\_\_\_\_ **i**

and \_\_\_\_\_ **i**

The teddy bear is \_\_\_\_\_ **i**

The pullover is \_\_\_\_\_ **i**

The dress is \_\_\_\_\_ **i**

The jeans are \_\_\_\_\_ **i**


The gloves are \_\_\_\_\_ **i**

The tree is \_\_\_\_\_ **i**

The rose is \_\_\_\_\_ **i**

The banana is \_\_\_\_\_ **i**

The cat is \_\_\_\_\_ **i**



► Wordsearch: find **11 colours** and **11 numbers** from 1 to 12.

green – yellow – ~~red~~ – orange – brown – blue – purple – pink – grey – black – white – ~~one~~ – two – three – four – five – six – seven – eight – nine – ten – eleven – twelve

	↑	↑	↑	↑									
	H	E	F	G	X	B	L	A	C	K	→		
	L	I	O	R	A	N	G	E	V	A	→		
	←	B	L	U	E	Y	S	E	V	E	N	→	
	←	T	H	R	E	E	I	W	Y	E	T		
1	←	E	F	O	N	E	X	H	E	L	W		
	←	N	E	I	G	H	T	I	L	E	E		
	T	S	U	R	Y	W	T	L	V	L			
	←	F	I	V	E	A	O	E	O	E	V		
	←	R	E	D	Y	B	R	O	W	N	E	→	
	←	P	U	R	P	L	E	P	I	N	K	→	

► One number is missing. Which one is it? –

Eine Zahl fehlt. Welche ist es?

The missing number is number \_\_\_\_\_.

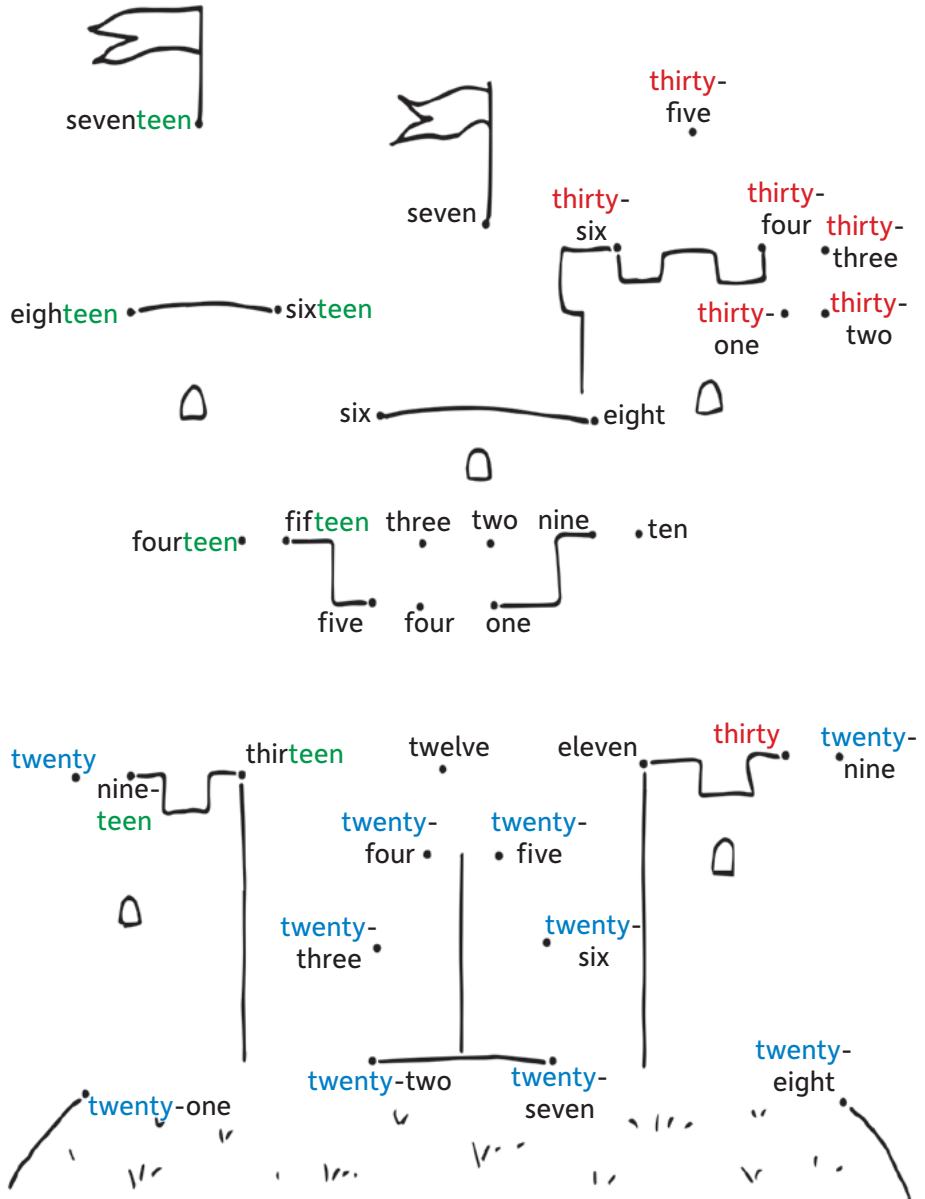


► Connect the numbers from one to thirty-six (1 to 36).

Tipp: thirteen = 13  
fourteen = 14  
fifteen = 15 ...

twenty = 20  
twenty-one = 21  
twenty-two = 22 ...

thirty = 30  
thirty-one = 31  
thirty-two = 32 ...



► Count. – Zähle und trage das passende Zahlwort ein!  
Manche Wörter brauchst du mehrmals.



There are \_\_\_\_\_ children.

There is \_\_\_\_\_ banana.



There are \_\_\_\_\_ lollies.

There are \_\_\_\_\_ cherries.



There are \_\_\_\_\_ eggs.


There are \_\_\_\_\_ books.



There are \_\_\_\_\_ bottles of milk.



There are \_\_\_\_\_ birds: \_\_\_\_\_ blue  
birds and \_\_\_\_\_ red birds.




There are \_\_\_\_\_ socks.

I have got \_\_\_\_\_ fingers on \_\_\_\_\_  
hands or \_\_\_\_\_ fingers on each (= jeder) hand.



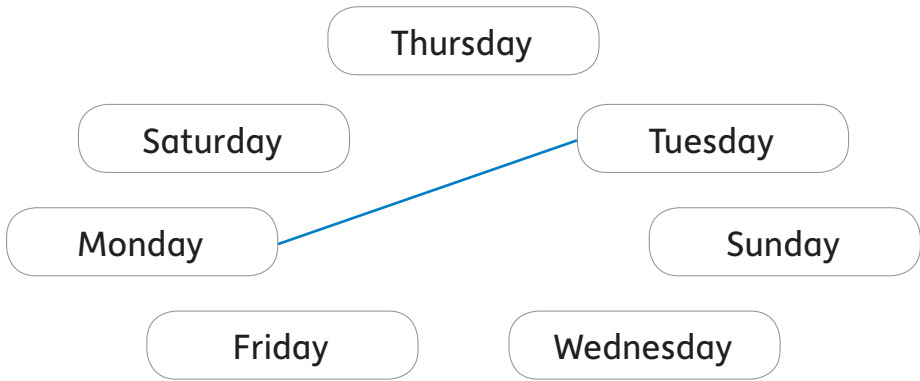
one  
two  
three  
four  
five  
six  
seven  
eight  
ten  
eleven  
twelve

► Quiz puzzle: clothes to wear. Cut out and stick in. –  
Die richtige Kleidung: Schneide aus und klebe auf!

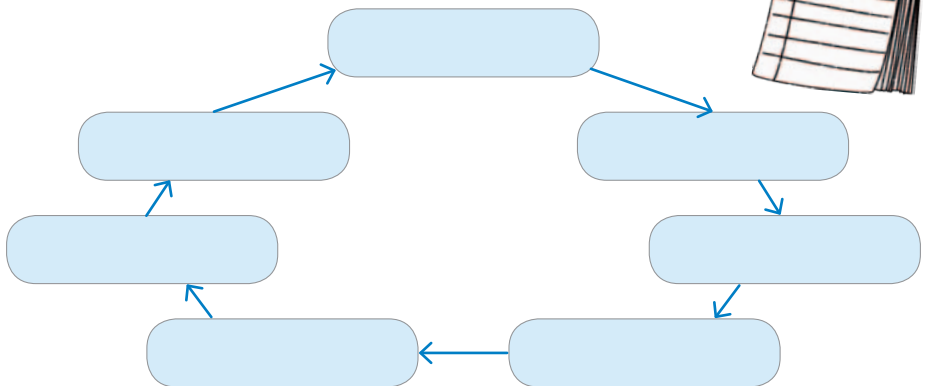
<p>I wear ... on my legs.</p> 	<p>I wear ... on my feet.</p> 	<p>I wear ... on my hands.</p> 
<p>In winter I wear a ... on my head.</p> 	<p>I wear a ... around my neck.</p> 	<p>I wear ... when the weather is sunny.</p> 
<p>I wear a ... when the weather is rainy.</p> 	<p>I wear a ... when it's cold.</p> 	<p>I wear ... when it's warm outside.</p>



- Sort the days of a week into the right order. –  
 Verbinde die Wochentage in der richtigen Reihenfolge!



- Write the days in the right order.



- What day comes after → .../ ← before ...? –  
 Welcher Tag kommt nach .../vor ...?

after Sunday: \_\_\_\_\_ before Saturday: \_\_\_\_\_

after Thursday: \_\_\_\_\_ before Monday: \_\_\_\_\_

after Monday: \_\_\_\_\_ before Friday: \_\_\_\_\_