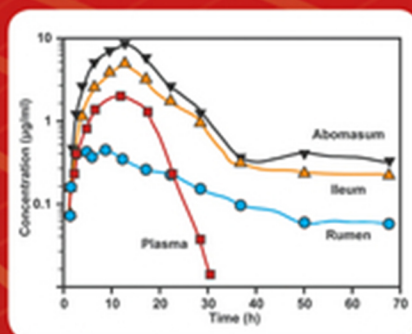
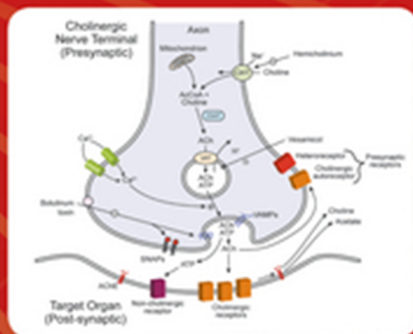
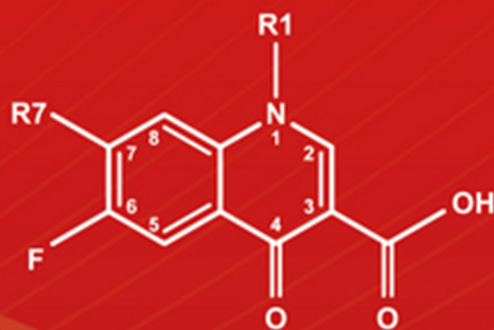


Veterinary Pharmacology & Therapeutics

Tenth
Edition

Edited by
Jim E. Riviere
Mark G. Papich



WILEY Blackwell

Veterinary Pharmacology and Therapeutics

Veterinary Pharmacology and Therapeutics

Tenth Edition

Edited by

Jim E. Riviere, DVM, PhD, DSc (hon) and Mark G. Papich, DVM, MS

WILEY Blackwell

This edition first published 2018

© 2018 John Wiley & Sons, Inc. (except chapters 5, 51, 53, 55 and 58 which are in the public domain)

Edition History

John Wiley and Sons, Inc. (9e, 2009); Iowa State University Press, a Blackwell Publishing company (8e, 2001; 7e, 1995; 6e, 1988; 5e, 1982; 4e, 1977; 3e, 1965; 2e, 1957; 1e, 1954)

All rights reserved. No part of this publication may be reproduced, stored in a retrieval system, or transmitted, in any form or by any means, electronic, mechanical, photocopying, recording or otherwise, except as permitted by law. Advice on how to obtain permission to reuse material from this title is available at <http://www.wiley.com/go/permissions>.

The right of Jim E. Riviere and Mark G. Papich to be identified as the authors of the editorial material in this work has been asserted in accordance with law.

Registered Offices

John Wiley & Sons, Inc., 111 River Street, Hoboken, NJ 07030, USA

Editorial Office

John Wiley & Sons, Inc., 111 River Street, Hoboken, NJ 07030, USA

For details of our global editorial offices, customer services, and more information about Wiley products visit us at www.wiley.com.

Wiley also publishes its books in a variety of electronic formats and by print-on-demand. Some content that appears in standard print versions of this book may not be available in other formats.

Limit of Liability/Disclaimer of Warranty

The contents of this work are intended to further general scientific research, understanding, and discussion only and are not intended and should not be relied upon as recommending or promoting scientific method, diagnosis, or treatment by physicians for any particular patient. The publisher and the authors make no representations or warranties with respect to the accuracy and completeness of the contents of this work and specifically disclaim all warranties, including without limitation any implied warranties of fitness for a particular purpose. In view of ongoing research, equipment modifications, changes in governmental regulations, and the constant flow of information relating to the use of medicines, equipment, and devices, the reader is urged to review and evaluate the information provided in the package insert or instructions for each medicine, equipment, or device for, among other things, any changes in the instructions or indication of usage and for added warnings and precautions. Readers should consult with a specialist where appropriate. The fact that an organization or website is referred to in this work as a citation and/or potential source of further information does not mean that the author or the publisher endorses the information the organization or website may provide or recommendations it may make. Further, readers should be aware that websites listed in this work may have changed or disappeared between when this work was written and when it is read. No warranty may be created or extended by any promotional statements for this work. Neither the publisher nor the author shall be liable for any damages arising herefrom.

Library of Congress Cataloging-in-Publication Data

Names: Riviere, J. Edmond (Jim Edmond), editor. | Papich, Mark G., editor.

Title: Veterinary pharmacology and therapeutics / edited by Jim E. Riviere, Mark G. Papich.

Description: Tenth edition. | Hoboken, NJ : John Wiley & Sons Inc., 2018. |

Includes bibliographical references and index.

Identifiers: LCCN 2016055348 | ISBN 9781118855829 (cloth) | ISBN 9781118855775 (Adobe PDF) |

ISBN 9781118855881 (epub)

Subjects: LCSH: Veterinary pharmacology. | MESH: Drug Therapy--veterinary |

Veterinary Drugs--pharmacology

Classification: LCC SF915 .V49 2017 | NLM SF 915 | DDC 636.089/51--dc23 LC

record available at <https://lcn.loc.gov/2016055348>

Cover Design and Images: Courtesy of Mal Rooks Hoover, CMI

Set in 10/12pt WarnockPro by Aptara Inc., New Delhi, India

10 9 8 7 6 5 4 3 2 1

In loving memory of my son Dr. Brian A. Riviere.

Contents

Contributors *xiii*

Preface *xix*

About the Companion Website *xxi*

Section 1 Principles of Pharmacology 1

1 Veterinary Pharmacology: An Introduction to the Discipline 3

Jim E. Riviere and Mark G. Papich

2 Absorption, Distribution, Metabolism, and Elimination 8

Jim E. Riviere

3 Pharmacokinetics 41

Jim E. Riviere

4 Mechanism of Drug Action and Pharmacokinetics/ Pharmacodynamics Integration in Dosage Regimen Optimization for Veterinary Medicine 65

Pierre-Louis Toutain

5 Principles of Pharmaceutics and Veterinary Dosage Forms 87

Raafat M. Fahmy and Marilyn N. Martinez

Section 2 Drugs Acting on the Autonomic Nervous System 111

6 Introduction to the Autonomic Nervous System and Autonomic Pharmacology 113

Joshua A. Rowe, Rose M. McMurphy, Barbara J. Lutjemeier, and Michael J. Kenney

7 Adrenergic Receptor Agonists and Antagonists 131

Rose M. McMurphy, Elizabeth G. Davis, Amy J. Rankin, Daniel A. Frese, Barbara J. Lutjemeier, and Michael J. Kenney

8 Cholinergic Pharmacology: Autonomic Drugs 151

Rose M. McMurphy, Elizabeth G. Davis, Amy J. Rankin, Marjory A. Artzer, Barbara J. Lutjemeier, and Michael J. Kenney

Section 3 Anesthetics and Analgesics, and Drugs Acting on the Central Nervous System 165

9 Introduction to Drugs Acting on the Central Nervous System and Principles of Anesthesiology 167

Peter J. Pascoe and Eugene P. Steffey

10 Neuromuscular Blocking Agents 194

Diane E. Mason and Christopher L. Norkus

- 11 Inhalation Anesthetics 216**
Robert J. Brosnan and Eugene P. Steffey
- 12 Injectable Anesthetic Agents 247**
Lysa P. Posner
- 13 Opioid Analgesic Drugs 281**
Butch Kukanich and Mark G. Papich
- 14 Sedatives and Tranquilizers 324**
Lysa P. Posner
- 15 Local Anesthetics 369**
Thomas W. Vickroy
- 16 Euthanizing Agents 387**
Anna Hampton
- 17 Anticonvulsant Drugs 395**
Mark G. Papich
- 18 Drugs Affecting Animal Behavior 416**
Margaret E. Gruen, Barbara L. Sherman, and Mark G. Papich
- Section 4 Autacoids and Antiinflammatory Drugs 449**
- 19 Histamine, Serotonin, and their Antagonists 451**
Wolfgang Bäumer
- 20 Analgesic, Antiinflammatory, Antipyretic Drugs 467**
Peter Lees
- Section 5 Drugs Acting on the Cardiovascular System 501**
- 21 Digitalis, Positive Inotropes, and Vasodilators 503**
Clarke E. Atkins and Marisa K. Ames
- 22 Antiarrhythmic Agents 537**
Kathryn M. Meurs and Jim E. Riviere
- Section 6 Drugs Affecting Renal Function and Fluid–Electrolyte Balance 553**
- 23 Principles of Acid–Base Balance: Fluid and Electrolyte Therapy, Blood Substitutes 555**
Maya M. Scott-Garrard, Melisa Rosenthal, and Deborah T. Kochevar
- 24 Diuretics and Renal Pharmacology 593**
Butch Kukanich and Deborah T. Kochevar
- Section 7 Drugs Acting on Blood and Blood Elements 623**
- 25 Anticoagulant, Antiplatelet, and Hemostatic Drugs 625**
Mark G. Papich

Section 8 Endocrine Pharmacology 647

- 26 Hypothalamic and Pituitary Hormones 649**
Srujana Rayalam, Margarethe Hoenig, and Duncan C. Ferguson
- 27 Hormones Affecting Reproduction 674**
Wolfgang Bäumer, C. Scott Bailey, and John Gadsby
- 28 Thyroid Hormone and Antithyroid Drugs 691**
Duncan C. Ferguson
- 29 Glucocorticoids, Mineralocorticoids, and Adrenolytic Drugs 729**
Duncan C. Ferguson and Margarethe Hoenig
- 30 Drugs Influencing Glucose Metabolism 763**
Margarethe Hoenig

Section 9 Chemotherapy of Microbial Diseases 779

- 31 Antiseptics and Disinfectants 781**
Megan E. Jacob
- 32 Sulfonamides and Potentiated Sulfonamides 796**
Mark G. Papich
- 33 β -Lactam Antibiotics: Penicillins, Cephalosporins, and Related Drugs 826**
Mark G. Papich
- 34 Tetracycline Antibiotics 858**
Mark G. Papich and Jim E. Riviere
- 35 Aminoglycoside Antibiotics 877**
Mark G. Papich and Jim E. Riviere
- 36 Chloramphenicol and Derivatives, Macrolides, Lincosamides, and Miscellaneous Antimicrobials 903**
Mark G. Papich
- 37 Fluoroquinolone Antimicrobial Drugs 953**
Mark G. Papich
- 38 Antifungal and Antiviral Drugs 988**
Jennifer L. Davis and Lara Maxwell

Section 10 Chemotherapy of Parasitic Diseases 1033

- 39 Antinematodal Drugs 1035**
Carlos E. Lanusse, Juan M. Sallovitz, Sergio F. Sanchez Bruni, and Luis I. Alvarez
- 40 Anticestodal and Antitrematodal Drugs 1081**
Carlos E. Lanusse, Luis I. Alvarez, and Guillermo L. Virkel
- 41 Macrocyclic Lactones: Endectocide Compounds 1102**
Carlos E. Lanusse, Fernanda A. Imperiale, and Adrian L. Lifschitz

42 Antiprotozoan Drugs 1128

Jennifer L. Davis and Jody L. Gookin

43 Ectoparasiticides 1166

Ronald E. Baynes

Section 11 Specialty Areas of Pharmacology 1189

44 Chemotherapy of Neoplastic Diseases 1191

Luke A. Wittenburg and Daniel L. Gustafson

45 Immunosuppressive Drugs 1226

Mark G. Papich

46 Drugs for Treating Gastrointestinal Diseases 1245

Mark G. Papich

47 Dermatopharmacology: Drugs Acting Locally on the Skin 1278

Jim E. Riviere and Rosanna Marsella

48 Drugs that Affect the Respiratory System 1302

Mark G. Papich

49 Ophthalmic Pharmacology 1321

Alison Clode

50 Pharmacogenomics 1332

Katrina L. Mealey

51 Considerations for Treating Minor Food-Producing Animals with Veterinary Pharmaceuticals 1345

Lisa A. Tell, Margaret Oeller, Tara Marmulak, and Ronette Gehring

52 Unique Considerations Pertaining to the Use of Drugs in Food Animals 1358

Michael D. Apley

53 Pharmacology in Aquatic Animals 1373

Ron A. Miller

54 Zoological Pharmacology 1395

Robert P. Hunter

Section 12 Regulatory and Other Considerations 1405

55 The Regulation of Animal Drugs 1407

Steven D. Vaughn and Marilyn N. Martinez

56 Veterinary Pharmacy 1427

Gigi Davidson and Mark G. Papich

57 Medication Control Programs in Performance Animals 1439

Cynthia A. Cole

58 Pharmacovigilance 1448

John D. Baker, Susan J. Bright-Ponte, and Lee Anne M. Palmer

59 Dosage Forms And Veterinary Feed Directives 1459
Geof Smith and Jim E. Riviere

60 Evidence-Based Pharmacotherapy 1465
Ronette Gehring

61 Chemical Residues In Tissues Of Food Animals 1469
Jim E. Riviere

Index 1481

Contributors

Luis I. Alvarez

Laboratorio de Farmacología,
Facultad de Ciencias Veterinarias,
Universidad Nacional del Centro,
Departamento de Centro de Investigación Veterinaria,
Campus Universitario (7000),
Tandil, Argentina

Marisa K. Ames

College of Veterinary Medicine,
Colorado State University,
Fort Collins, CO 80523

Michael D. Apley

Department of Clinical Sciences,
College of Veterinary Medicine,
Mosier Hall Q-218,
Kansas State University,
Manhattan, KS 66506

Marjory A. Artzer

Department of Clinical Sciences,
College of Veterinary Medicine,
Kansas State University,
Manhattan, KS 66506

Clarke E. Atkins

College of Veterinary Medicine,
North Carolina State University,
Raleigh, NC 27606

C. Scott Bailey

Department of Clinical Sciences,
College of Veterinary Medicine,
North Carolina State University,
1060 William Moore Drive,
Raleigh, NC 27607

John D. Baker

FDA Center for Veterinary Medicine,
Office of Surveillance and Compliance,
Division of Veterinary Product Safety,
7519 Standish Place Rockville, MD 20855

Wolfgang Bäumer

Institute of Pharmacology and Toxicology,
Faculty of Veterinary Medicine,
Free University Berlin,
Koserstraße 20, 14195 Berlin

Ronald E. Baynes

Department of Population Health & Pathobiology,
Center for Chemical Toxicology Research and
Pharmacokinetics,
College of Veterinary Medicine,
North Carolina State University,
1060 William Moore Drive,
Raleigh, NC 27607

Susan J. Bright-Ponte

FDA Center for Veterinary Medicine,
Office of Surveillance and Compliance,
Division of Veterinary Product Safety,
7519 Standish Place Rockville, MD 20855

Robert J. Brosnan

Department of Surgical and Radiological Sciences,
School of Veterinary Medicine,
University of California,
Davis, CA 95616

Alison Clode

InTown Veterinary Group
Port City Veterinary Referral Hospital
215 Commerce Way
Portsmouth, NH 03801

Cynthia A. Cole

IDEXX Pharmaceutical, Inc,
7009 Albert Pick Road,
Greensboro, NC 27409

Gigi Davidson

VTH Pharmacy,
College of Veterinary Medicine,
North Carolina State University,
1060 William Moore Drive,
Raleigh, NC 27607

Elizabeth G. Davis

Department of Clinical Sciences,
College of Veterinary Medicine,
Kansas State University,
Manhattan, KS 66506

Jennifer L. Davis

Department of Biomedical Sciences &
Pathobiology,
VA-MD College of Veterinary Medicine,
205 Duck Pond Drive,
Blacksburg, VA 24061

Raafat M. Fahmy

Center for Veterinary Medicine,
U.S. Food and Drug Administration,
7500 Standish Place,
Rockville, MD 20855

Duncan C. Ferguson

Department of Comparative Biosciences,
College of Veterinary Medicine,
University of Illinois at Urbana-Champaign,
2001 S. Lincoln Avenue,
Urbana, IL 61802

Daniel A. Frese

Department of Diagnostic Medicine
Pathobiology,
College of Veterinary Medicine,
Kansas State University,
Manhattan, KS 66506

John Gadsby

Department of Molecular Biomedical Sciences,
College of Veterinary Medicine
North Carolina State University,
Raleigh, NC 27606

Ronette Gehring

Department of Anatomy & Physiology,
Mosier Hall P217,
College of Veterinary Medicine,
Kansas State University,
Manhattan, KS 66506

Jody L. Gookin

Department of Clinical Sciences,
College of Veterinary Medicine,
North Carolina State University,
1060 William Moore Drive,
Raleigh, NC 27607

Margaret E. Gruen

Department of Clinical Sciences,
College of Veterinary Medicine,
North Carolina State University,
4700 Hillsborough Street,
Raleigh, NC 27606

Daniel L. Gustafson

Department of Clinical Sciences,
Colorado State University,
1678 Campus Delivery,
Fort Collins, CO 80523

Anna Hampton

Office of Animal Welfare Assurance,
Duke University,
2424 Erwin Road, Suite 606,
Durham, NC 27705

Margarethe Hoenig

University of Illinois,
Department of Veterinary Clinical Medicine,
1008 W Hazelwood Drive,
Small Animal Clinic, M/C004,
Urbana, IL 61802

Robert P. Hunter

One Medicine Consulting
Olathe, KS 66062

Fernanda A. Imperiale

Laboratorio de Farmacologia,
Facultad de Ciencias Veterinarias,
Universidad Nacional del Centro,
Departamento de Centro de Investigacion Veterinaria,
Campus Universitario (7000),
Tandil, Argentina

Megan E. Jacob

Department of Population Health and Pathobiology,
North Carolina State University,
College of Veterinary Medicine,
1060 William Moore Drive,
Raleigh, NC 27607

Michael J. Kenney

College of Science,
University of Texas at El Paso,
El Paso, TX 79968

Deborah T. Kochevar

Cummings School of Veterinary Medicine,
Tufts University,
200 Westboro Road,
North Grafton, MA 01536

Butch Kukanich

Department of Anatomy and Physiology,
College of Veterinary Medicine,
Mosier Hall P-212,
Kansas State University,
Manhattan, KS 66506

Carlos E. Lanusse

Laboratorio de Farmacologia,
Facultad de Ciencias Veterinarias,
Universidad Nacional del Centro,
Departamento de Centro de Investigacion Veterinaria,
Campus Universitario (7000),
Tandil, Argentina

Peter Lees

Royal Veterinary College,
University of London,
Hawkshead Campus,
North Mymms, Hatfield,
AL9 7TA, United Kingdom

Adrian L. Lifschitz

Laboratorio de Farmacologia,
Facultad de Ciencias Veterinarias,
Universidad Nacional del Centro,
Departamento de Centro de Investigacion Veterinaria,
Campus Universitario (7000),
Tandil, Argentina

Barbara J. Lutjemeier

Department of Anatomy & Physiology,
College of Veterinary Medicine,
Kansas State University,
Manhattan, KS 66506

Tara Marmulak

Food Animal Residue Avoidance Databank and National
Research Project 7,
Department of Medicine and Epidemiology,
School of Veterinary Medicine,
University of California,
One Shields Avenue, Davis, CA 95616

Rosanna Marsella

Department of Small Animal Clinical Sciences,
College of Veterinary Medicine,
University of Florida,
2015 SW 16th Avenue,
Gainesville, FL 32610

Marilyn N. Martinez

Center for Veterinary Medicine
U.S. Food & Drug Administration,
7519 Standish Place,
Rockville, MD 20855

Diane E. Mason

Department of Clinical Sciences,
College of Veterinary Medicine,
Kansas State University,
1800 Denison Avenue,
Manhattan, KS 66506

Lara Maxwell

Department of Physiological Sciences,
College of Veterinary Medicine,
Oklahoma State University,
Stillwater, OK 74078

Rose M. McMurphy

Department of Clinical Sciences,
College of Veterinary Medicine,
Kansas State University,
Manhattan, KS 66506

Katrina L. Mealey

Washington State University,
Veterinary Clinical Sciences,
PO Box 646610,
Pullman, WA 99164

Kathryn M. Meurs

College of Veterinary Medicine,
North Carolina State University,
1060 William Moore Drive,
Raleigh, NC 27607

Ron A. Miller

Center of Veterinary Medicine,
U.S. Food & Drug Administration,
7519 Standish Place,
Rockville, MD 20855

Christopher L. Norkus

Allegheny Veterinary Emergency Trauma & Specialty,
4224 Northern Pike,
Monroeville, PA 15146

Margaret Oeller

Center for Veterinary Medicine,
U.S. Food & Drug Administration,
7500 Standish Place,
Rockville, MD 20855

Lee Anne M. Palmer

FDA Center for Veterinary Medicine,
Office of Surveillance and Compliance,
Division of Veterinary Product Safety,
7519 Standish Place Rockville, MD

Mark G. Papich

College of Veterinary Medicine,
North Carolina State University,
1060 William Moore Drive,
Raleigh, NC 27607

Peter J. Pascoe

Department of Surgical and Radiological Sciences,
School of Veterinary Medicine,
University of California,
Davis, CA 95616

Lysa P. Posner

College of Veterinary Medicine,
North Carolina State University,
1060 William Moore Drive,
Raleigh, NC 27607

Amy J. Rankin

Department of Clinical Sciences,
College of Veterinary Medicine,
Kansas State University,
Manhattan, KS 66506

Srujana Rayalam

School of Pharmacy,
Philadelphia College of Osteopathic Medicine-GA
Campus,
625 Old Peachtree Road NW,
Suwanee, GA 30024

Jim E. Riviere

Institute of Computational Comparative Medicine,
College of Veterinary Medicine,
Kansas State University,
Manhattan, KS 66506

Melisa Rosenthal

Cummings Veterinary Medical Center,
Tufts University,
200 Westboro Road,
North Grafton, MA 01536

Joshua A. Rowe

Lincoln Memorial University-College
of Veterinary Medicine,
6965 Cumberland Gap Parkway,
Harrogate, TN 37752

Juan M. Sallovitz

Laboratorio de Farmacología,
Facultad de Ciencias Veterinarias,
Universidad Nacional del Centro,
Departamento de Centro de Investigación Veterinaria,
Campus Universitario (7000),
Tandil, Argentina

Sergio F. Sanchez Bruni

Laboratorio de Farmacología,
Facultad de Ciencias Veterinarias,
Universidad Nacional del Centro,
Departamento de Centro de Investigación Veterinaria,
Campus Universitario (7000),
Tandil, Argentina

Maya M. Scott-Garrard

Merial Limited,
3239 Satellite Boulevard,
Duluth, GA 30096

Barbara L. Sherman

Department of Clinical Sciences,
College of Veterinary Medicine,
North Carolina State University,
1060 William Moore Drive,
Raleigh, NC 27607

Geof Smith

Department of Population Health & Pathobiology,
College of Veterinary Medicine,
North Carolina State University,
1060 William Moore Drive,
Raleigh, NC 27607

Eugene P. Steffey

4809 Caravelle Drive,
Fort Collins, CO 80526

Lisa A. Tell

Food Animal Residue Avoidance Databank and National
Research Project 7,
Department of Medicine and Epidemiology,
School of Veterinary Medicine,
University of California,
One Shields Avenue, Davis, CA 95616

Pierre-Louis Toutain

UMR 1331 Toxalim INRA,
Ecole Nationale Vétérinaire de Toulouse - 23,
Chemin des Capelles – 31076 Toulouse cedex 03,
France

Steven D. Vaughn

Center of Veterinary Medicine,
U.S. Food & Drug Administration,
7519 Standish Place,
Rockville, MD 20855

Thomas W. Vickroy

Department of Physiological Sciences,
College of Veterinary Medicine,
University of Florida,
Gainesville, FL 32610

Guillermo L. Virkel

Laboratorio de Farmacología,
Facultad de Ciencias Veterinarias,
Universidad Nacional del Centro,
Departamento de Centro de Investigación Veterinaria,
Campus Universitario (7000),
Tandil, Argentina

Luke A. Wittenburg

Surgical & Radiological Sciences,
218 CCAH,
Davis, CA 95616

Preface

This current volume marks the tenth edition of *Veterinary Pharmacology and Therapeutics*, first published some six decades ago by Dr. L. Meyer Jones. Both the discipline and book have dramatically changed since the first edition came out in 1954. Entirely new therapeutic classes of drugs are now used and veterinary pharmacotherapy is much more quantitative, mechanism-based, and firmly integrated into clinical medicine than in past years. Early editions were intended to be simply a standard textbook for students taking a pharmacology course in the veterinary curriculum. However, the educational culture and environment of veterinary colleges have evolved, making the audience of the current edition much broader than the veterinary medical student alone. Interns and residents in various medical disciplines, including clinical pharmacology, graduate students in comparative biomedical sciences, laboratory animal specialists, animal health drug developers and regulators, and as always researchers across diverse fields, all view this text as the standard reference source and supplemental reading for comparative pharmacology at all levels of professional and graduate school curriculums. This role as the primary veterinary pharmacology reference textbook has become even more important as so-called open textbook initiatives become mandatory in more veterinary colleges.

Because of the unique role this text serves in comparative and veterinary pharmacology across the globe, we have endeavored to significantly update and revise this

current edition with substantial rewriting and editing of the majority of chapters. We have enlisted the collaboration of authors who are experts in their respective fields and instructed them to focus on drugs that are currently used in veterinary practice. To accommodate these additions, we have removed discussion of older drugs no longer routinely employed and instead direct the reader interested in these compounds to consult earlier editions of the text. As in the last edition, we have also presented therapeutic agents both by pharmacological class but also regrouped into therapeutic applications to insure clinical relevance. We remain cognizant of the public health responsibilities of veterinarians in production animal practice and have endeavored to discuss issues related to updated regulations, as well as avoidance of both antimicrobial drug resistance and violative tissue residues in edible products from food-producing animals.

We are indebted to the authors of the text who tried as best as possible to adhere to deadlines despite their busy schedules, to the excellent support of the publisher's staff at Wiley-Blackwell, as well as the numerous staff and students at both Kansas State and North Carolina State Universities who aided in arriving at this final product. We hope the reader finds that this tenth edition of *Veterinary Pharmacology and Therapeutics* serves them well and provides a solid foundation for the rational use of drugs in veterinary medicine.

Jim E. Riviere and Mark G. Papich

About the Companion Website

This book is accompanied by a companion website:

www.wiley.com/go/riviere/pharmacology

The website includes:

- Figures from the book in PowerPoint

Section 1

Principles of Pharmacology

1

Veterinary Pharmacology: An Introduction to the Discipline

Jim E. Riviere and Mark G. Papich

Pharmacology is the science that broadly deals with the physical and chemical properties, actions, absorption, and fate of chemical substances termed *drugs* that modify biological function. It is a discipline that touches most areas of human and veterinary medicine and closely interfaces with pharmaceutical science and toxicology.

History of Pharmacology

As long as humans and their animals have suffered from disease, chemical substances have played a role in their treatment. Substances obtained from plants and animals or their products were used according to precise prescriptions through antiquity. The mechanism attributed to why these substances were effective are deeply rooted in the beliefs and mythologies of each culture, as were the rituals involved in their preparation.

The early history of pharmacology parallels human efforts to compile records of ailments and their remedies. The earliest recorded compilation of drugs, the *Pen Tsao*, consisted of a list of herbal remedies compiled in the reign of Chinese Emperor Shennung in 2700 B.C. Classic examples of medicinal use of chemicals, herbs, and other natural substances are found in the recorded papyri of ancient Egypt. The *Kahun Papyrus*, written about 2000 B.C., lists prescriptions for treating uterine disease in women and specifically addresses veterinary medical concerns. The *Ebers Papyrus*, written in 1150 B.C. is a collection of folklore covering 15 centuries of history. It is composed of over 800 prescriptions for salves, plasters, pills, suppositories, and other dosage forms used to treat specific ailments.

The ancient Greek philosopher–physicians of 500 B.C. taught that health was maintained by a balance of “humors,” which were affected by temperature, humidity, acidity, and sweetness, rather than to the direct actions of gods or demons. Disease was treated by returning these humors to a proper balance. Hippocrates (460–370 B.C.) was an ancient Greek physician of the Age of Pericles. He is referred to as the “father of medicine” in recognition of

his lasting contributions to the field as the founder of the Hippocratic school of medicine. He was a firm believer in the healing powers of nature, conducted systematic observations of his patients’ symptoms, and began moving the practice of medicine from an art to a systematic clinical science. The first true *material medica*, a compilation of therapeutic substances and their uses, was compiled in 77 A.D. by Aristotle’s student Dioscorides, while serving as a surgeon in Nero’s Roman Legion traveling throughout the Mediterranean. This served as the basis for the later works of Galen (131–201) that emerged as the authoritative material medica for the next 1,400 years! In fact, some pharmaceutical preparations consisting of primarily herbal or vegetable matter are still referred to as galenic preparations. As the Dark Ages descended upon Europe, such scholarship transferred to Byzantium, where in fact a veterinary compilation for farm animal treatments, *Publius Vegetius*, was compiled in the fifth century.

It took until the Renaissance to awaken the spirit of discovery in Europe. The Swiss physician Theophrastus Bombastus von Hohenheim (1492–1541), known as Paracelsus, introduced the clinical use of laudanum (opium) and a number of tinctures (extracts) of various plants, some of which are still in use today. He is remembered for using drugs for specific and directed purposes, and for the famous dictum “All substances are poisons; there is none which is not a poison. The proper dose separates a poison from a remedy.” As these practices took root, official compilations of medicinal substances, their preparation, use, and dosages, started to appear in Europe. These publications, termed *pharmacopeia*, provided a unifying framework upon which the pharmaceutical sciences emerged. The first printed pharmacopeia, titled the *Dispensatorium*, was published by Valerius Cordus in 1547 in Nuremberg, Germany. Local publications emerged in different European cities, with two pharmacopeias published in London in 1618. The *Edinburgh Pharmacopoeia* published in 1689 became the most influential during this period. It took until the mid-19th century before truly national pharmacopeias took

hold, with the first *United States Pharmacopeia* published in 1820. The first *United States Pharmacopeia* has been given the title USP-0; the current edition of the *United States Pharmacopeia* is titled USP-39 and the National Formulary titled NF 34, which includes excipients. There was also a British pharmacopeia first published in 1864 and the *British Pharmacopeia* continues to be published today.

The history of pharmacology parallels the development of modern medicine and the realization that specific natural products and substances may cure specific diseases. The 16th and 17th centuries were marked by great explorations and the beginning of medical experimentation. In 1656, Sir Christopher Wren made the first intravenous injection of opium in a dog. The bark of the cinchona tree was brought by Jesuits from South America for use of treatment of malaria. In 1783, the English physician William Withering reported on his experience in the use of extracts from the foxglove plant to treat patients with “dropsy,” a form of edema most likely caused by congestive heart failure.

In the early 1800s the French physiologist–pharmacologist Megendie, working with the pharmacist Pelletier, studied the effects of intravenous injections of ipecac, morphine, strychnine, and other substances on animals. Megendie was the first to prove that chemicals can be absorbed into the vascular system to exert a systemic effect. A prolific scientist, he also published a formulary that survived through eight editions from 1821 to 1836. The Spanish physician Orfila published the results of many experiments in a book entitled *Toxicologie Generale* in 1813. A student of Megendie, the famous physiologist Claude Bernard, and others, showed in the mid-1800s that the active ingredient of foxglove botanical preparations was digitalis, and its action was on the heart. We continue to use digoxin today for the treatment of congestive heart failure in humans and animals. The important aspect of these early studies was that they used the experimental paradigm for demonstrating chemical activity, establishing both the philosophy and methods upon which the discipline of modern pharmacology is based.

The term *Pharmakologie* was applied to the study of material medica by Dale in London as early as 1692; however, it is generally regarded that the biochemist Rudolph Buchheim in the Baltic city of Dorpat established the first true experimental laboratory dedicated to pharmacology in the mid-18th century. He published some 118 contributions on a variety of drugs and their actions, and argued for pharmacology to be a separate discipline distinct from material medica, pharmacy, and chemistry. His work included in 1849 a textbook *Beiträge zur Arzneimittellehre*, which classified drugs based on their pharmacological action in living tissue. He deleted traditional remedies if he could not demonstrate their action

in his laboratory. This is the beginning of what we now know as *evidence-based pharmacology*, which requires that a chemical be termed a drug only if a specific action in living tissues can be demonstrated.

His student, Oswald Schmiedeberg, became a Professor of Pharmacology at the University of Strasbourg in 1872 and took upon himself the goal of making pharmacology an independent scientific discipline based upon precise experimental methodology that ultimately displaced material medica in medical school curriculums throughout Europe by the end of the 19th century and by the early 20th century in America. He studied the correlation between the chemical structure of substances and their effectiveness as narcotics. He published some 200 publications as well as an authoritative textbook in 1883 that went through seven editions. This text classified drugs by their actions and separated experimental pharmacology from therapeutics. In addition he founded and edited the first pharmacology journal *Archiv für experimentelle Pathologie und Pharmakologie* in 1875, which in 2007 published volume 375 as *Naunym-Schmiedeberg's Archives of Pharmacology*. His more than 150 students spread the discipline of pharmacology throughout Europe and America.

One of his students, Dr. John Abel, held the first full-time professorship in pharmacology at the University of Michigan and is considered by some to be the father of American pharmacology. Professor Abel then moved to Johns Hopkins Medical School where he continued his basic pharmacological research and founded the *Journal of Biological Chemistry* as well as the *Journal of Pharmacology and Experimental Therapeutics*. He was instrumental in founding the *American Society of Pharmacology and Experimental Therapeutics* in 1908.

From these origins, the various disciplines of pharmacology grew, the common factor being the focus in experimental methods to discover and confirm drug actions. Today, the basic philosophy remains unchanged, although modern techniques are grounded in analytical chemistry, mathematical models, and the emerging science of pharmacogenomics. Such so-called “big data” approaches coupled with high throughput screening approaches are the primary tools now used in drug discovery.

Veterinary Pharmacology

The development of veterinary pharmacology generally paralleled that of human pharmacology. However, there is archeological evidence of an Indian military hospital for horses and elephants from 5000 B.C., at which time there also existed an extensive medical education program at the Hindu university at Takkasila. The formal

discipline of veterinary pharmacology has its origins in the establishment of veterinary colleges and hospitals in France, Austria, Germany, and the Netherlands in the 1760s as a response to epidemics of diseases such as rinderpest that decimated animal populations throughout Western Europe. The Royal College of Veterinary Surgeons was established in London in 1791 followed in 1823 by the Royal (Dick) School of Veterinary Studies in Edinburgh. The earliest veterinary colleges were established in the United States in 1852 in Philadelphia and in Boston in 1854; however, both were short-lived. Modern existing North American veterinary schools founded in the late 1800s, and which continue in operation, include those in Iowa, Ohio, Ontario, Pennsylvania, and New York.

In these early colleges, teaching of pharmacology in veterinary schools was essentially *materia medica*, and remained closely aligned with parallel efforts occurring in medical schools, especially when colleges were located on the same campuses. This was evident in the European schools, with a separation really occurring in the 20th century. However, this linkage was not absolute. An early mid-19th century veterinary textbook *The Veterinarian's Vade Mecum* was published by John Gamgee in England. It was essentially a *materia medica* and did not reflect the biological-based classification system for substances used by Professor Buchheim in the same period. The first American professor of therapeutics at the School of Veterinary Medicine at Iowa State was a physician, D. Fairchild. Similarly, a textbook of veterinary pharmacology *Veterinary Material Medica and Therapeutics* published by the School of Veterinary Medicine at Harvard was authored by Kenelm Winslow, a veterinarian and physician. This book, the eighth edition of which was published in 1919, began to follow the modern thrust described earlier of relating drug actions to biological effects on tissues. It seems veterinary medicine's 21st-century preoccupation with the "one-medicine" concept has deep historical roots.

The history of veterinary pharmacology has been reviewed by Lees, Fink-Gremmels, and Toutain (2013). They reviewed the past history and current status of the science, particularly the developments in the last 35 years. The authors analyzed publication data and showed the tremendous increase in scientific articles focusing on veterinary pharmacology since 1975. The important event, which fully shifted veterinary pharmacology from one focused on *materia medica* to the actual science of pharmacology, was the publication by Professor L. Meyer Jones in 1954 of the first edition of the textbook you are now reading. From this point forward, veterinary pharmacology positions have existed in Colleges of Veterinary Medicine throughout the world, the structure of which are often a reflection of local university history, priorities, and academic structure.

Organized veterinary pharmacology occurred rather simultaneously in Europe and the Americas. The American Academy of Veterinary Pharmacology and Therapeutics (AAVPT) was founded in 1977 and the European Association for Veterinary Pharmacology and Toxicology (EAVPT) in 1978. These two organizations, together with the British Association for Veterinary Clinical Pharmacology and Therapeutics, launched the *Journal of Veterinary Pharmacology and Therapeutics* (JVPT) in 1978. Its founder, Dr. Andrew Yoxall, hoped that the journal would improve coordination and communication among pharmacologists and veterinary clinicians, and designed it for the publication of topics relating both to the clinical aspects of veterinary pharmacology, and to the fundamental pharmacological topics of veterinary relevance. Now in its 40th year of publication, edited by Dr. Riviere and also cosponsored by both the American College of Veterinary Clinical Pharmacology (ACVCP) and the Chapter of Veterinary Pharmacology of the Australian College of Veterinary Scientists, this journal remains the primary outlet for publication of veterinary-related science-based pharmacology investigations.

The discipline of clinical pharmacology is more directly related to applying pharmacological principles – particularly pharmacokinetics – to clinical patients. Fellows of the AAVPT formed the AVMA-recognized board certified specialty – the American College of Veterinary Clinical Pharmacology (ACVCP) – in 1991. The establishment of the ACVCP paralleled the establishment of the American Board of Clinical Pharmacology (ABCP) – the human medical counterpart – in the same year with the cooperation of the American College of Clinical Pharmacology. In order to promote a focus on applying higher-level mathematical techniques to veterinary pharmacology, the international Animal Health Modeling and Simulation Society (AHM&S) was founded in 2012.

Regulations and Standards

A different perspective on the development of veterinary pharmacology over the last century is the development of regulatory bodies to insure that safe, effective, and pure drugs reach commerce. As discussed above, *materia medica* and *pharmacopeia* were in large part the force that held pharmacology together as a discipline for centuries. Since 1820, the *United States Pharmacopeia* (USP), a private, not-for-profit organization, has endeavored to establish standards for strength, quality, purity, packaging, and labeling for all manufacturers of pharmaceutical substances in the United States. It took until 1990, under the pressure of Dr. Lloyd Davis, one of the founding fathers of AAVPT and ACVCP, to have USP specifically develop Committees to develop USP standards and information for veterinary drugs. Until this

time, veterinary drugs whose manufacturers desired the “USP Label” processed drugs through committees that were largely populated by experts in human pharmaceutical sciences and medicine. Additional contributions of veterinary pharmacists to our discipline are described in Chapter 56 of this book.

In the 20th century, due to the proliferation of charlatans and fraud in manufacture and distribution of so-called “pure” medicinal products, coupled with serious human health calamities due to nonregulated drugs reaching the market, Congress in 1927 established the Food, Drug and Insecticide Administration, which later became known as the Food and Drug Administration (FDA). In 1938, the pivotal Federal Food, Drug and Cosmetic Act was passed, giving the FDA the authority to regulate animal drugs by requiring evidence of product safety before distribution. In 1959, a veterinary medical branch was developed as a division and the Food Additive Amendments Act was passed, which gave FDA authority over animal food additives and drug residues in animal-derived foods. A Bureau of Veterinary Medicine, with Dr. M. Clarkson as its first director, was established in 1965 to handle the increasing regulatory responsibilities of animal drugs. Today, the FDA Center for Veterinary Medicine, directed by Dr. Steven Solomon, is the primary regulatory body for veterinary drugs in the United States. The interested reader should consult Chapter 55 of the present text for a more in-depth discussion of the current state of veterinary regulatory authority.

In addition to the standard-setting activities of the USP, veterinary pharmacologists have contributed to other standard-setting organizations. Veterinary pharmacology has had its influence on national and international standard-setting organizations and is contributing to the “one health” concept of medicine. Veterinary pharmacologists and microbiologists have worked together to form the Veterinary Susceptibility Testing Subcommittee (VAST) of the Clinical and Laboratory Standards Institute (CLSI, formerly called NCCLS, www.CLSI.org). This subcommittee first met in 1993 and has now published four editions and three supplements of the public standards for identifying, and testing antimicrobial susceptibility for bacteria isolated from animals. The CLSI-VAST is still the only standard for testing antimicrobial susceptibility for animal pathogens in the world and contributes to the global effort to monitor antimicrobial resistance among bacteria.

What is Veterinary Pharmacology?

As can be appreciated from the breadth of material covered by the present textbook, veterinary pharmacology covers all aspects of using chemical and biological

substances to treat diseases of animals. The basic principles of drug action are identical across veterinary and human pharmacology. Thus the principles of absorption, distribution, metabolism, and elimination covered here are the same as in any human pharmacology text, except for a focus on crucial species differences in anatomy, physiology, or metabolism that would alter these processes. The topics of pharmacodynamics, pharmacogenomics, and pharmacokinetics are also species-independent in basic concepts. These topics encompass what truly should be termed *comparative pharmacology*.

The subspecialties of veterinary pharmacology cover all those seen in human pharmacology, the classification of which can be seen from the division of the present text. These include classifying drugs as acting on the nervous, inflammatory, cardiovascular, renal, endocrine, reproductive, ocular, gastrointestinal, respiratory, and dermal systems as well as those used in chemotherapy of microbial, parasitic, and neoplastic diseases. Because of the potential exposure and heavy parasite load of both companion and production animals, antiparasitic drugs will get deeper coverage than seen in a human pharmacology text. There are a number of specialty areas that also reflect unique aspects of veterinary medicine, including aquatic, zoo, and avian species, as well as aspects of regulations related to racing animals and using drugs in food-producing animals with the resulting production of chemical residues and potential human food safety issues. This is simply not an issue in human medicine.

The discipline is often simply divided into basic and clinical pharmacology, the distinction being whether studies are conducted in healthy or diseased animals, studying experimental models or natural disease states, or involve laboratory or clinical studies in an actual veterinary clinical situation. However, the common denominator that separates a veterinary pharmacologist from our human pharmacology colleagues is dealing with species differences in both disposition and action of drugs.

Comparative pharmacology is the true common theme that courses through the blood of all veterinary pharmacologists, be they basic or clinical in orientation. How does a drug behave in the species being treated? Is the disease pathophysiology similar across species? Do dosages need to be adjusted? Are microbial susceptibilities for pathogens different? Is a drug absorbed, eliminated, or metabolized differently in a particular species or breed? Can the dosage form developed for a dog be used in an equine patient? Are there unique individual variations in the population due to pharmacogenomic variability that would alter a drug’s effect in this patient? Are there unique species-specific toxicological effects for the drug in this patient? Is there a potential for drug–drug, drug–diet, or drug–environment interactions? Will this animal or its products be consumed by humans as food, and thus